

SDM1









The SDM1 bead is designed to improve durability while the special tread design reduces stone retention while improving traction.

FEATURES & BENEFITS:

- The small grooves between the blocks allow the tyre to run cool and improve uniform tread wear.
- Deepened grooves offer a longer tread life.
- Overall tread pattern design is specially designed to improve block rigidity in the center and provides better balance on the shoulders to improve uniform wear.



PATTERN SDM1

Size	Load index	Speed Rating						
13R22.5	156/150	K		POR		•	•	•
315/80R22.5	156/153	K		POR		•	•	•
315/70R22.5	154/150	K		POR		•	•	•
315/70R22.5	156/150	K		POR		•	•	•

 **RFID** Can be built-in RFID chip, the order needs to be explained in advance.