

FLOATMAX RT

FEATURE
Directional Lug

BENEFIT
Higher traction,
Comfortable ride

FEATURE
Robust Centre Blocks

BENEFIT
Low noise and smooth
run on hard surface

FEATURE
Steel belted radial
construction

BENEFIT
Protection from
Punctures



FEATURE
Rounded Shoulder

BENEFIT
Less damage to
soil & crops

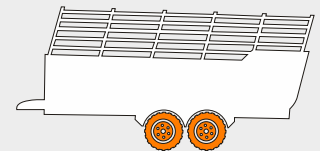
FEATURE
Interconnected
grooves

BENEFIT
Better self cleaning
properties

FEATURE
Flatter Crown width

BENEFIT
Larger footprint,
lower compaction

MACHINERY



Trailer

Size	Rim	Unloaded dimension		Static Loaded	Rolling Circum	Load Index	Infl. press.	maximum load, kg (lbs)						
		SW	OD	Radius				Speed, km/h (mph)						
		mm	mm	mm	mm	Speed	bar	MIXED APPLICATION						
		in	in	in	in	Symbol	psi	Static	10	30	40	50	65	
								6	19	25	31	40		
385/65 R 22.5 RT SB*	AG11.75	389	1072	491	3183	164D	4	7180	5620	4710	4240	3780	3120	
							58	15810	12380	10370	9340	8330	6870	
							5	8170	6390	5360	4830	4300	3550	
		15.3	42.2	19.3	125.3	164D	73	18000	14070	11810	10640	9470	7820	
							6	9090	7110	5960	5370	4780	3950	
							87	20020	15660	13130	11830	10530	8700	
								8	10740	8410	7050	6350	5650	4670
								116	23660	18520	15530	13990	12440	10290
								9	11500	9000	7550	6800	6050	5000
						131	25330	19820	16630	14980	13330	11010		

* SB - Steel belted

All tires confirms ETRTO T&RA & STRO standards

FLOATMAX RT

FEATURE
Directional Lug

BENEFIT
Higher traction,
Comfortable ride

FEATURE
Robust Centre Blocks

BENEFIT
Low noise and smooth
run on hard surface

FEATURE
Steel belted radial
construction

BENEFIT
Protection from
Punctures



FEATURE
Rounded Shoulder

BENEFIT
Less damage to
soil & crops

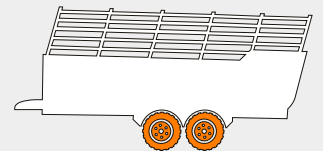
FEATURE
Interconnected
grooves

BENEFIT
Better self cleaning
properties

FEATURE
Flatter Crown width

BENEFIT
Larger footprint,
lower compaction

MACHINERY



Trailer

Size	Rim	Unloaded dimension		Static Loaded	Rolling Circum	Load Index	Infl. press.	maximum load, kg (lbs)					
		SW mm in	OD mm in	Radius mm in	mm in	Speed Symbol		Speed, km/h (mph)					
								MIXED APPLICATION					
								Static	10 6	30 19	40 25	50 31	65 40
500 60R22.5 SB*	AG16.00	503 19.8	1172 46.1	530 20.9	3500 137.8	155D 155D	1.2	4390	3440	2880	2600	2310	1910
							17	9670	7580	6340	5730	5090	4210
							1.6	5200	4070	3410	3070	2730	2260
							23	11450	8960	7510	6760	6010	4980
							2.4	6600	5170	4330	3900	3470	2870
							35	14540	11390	9540	8590	7640	6320
							2.8	7220	5650	4740	4270	3800	3140
							41	15900	12440	10440	9410	8370	6920
							3.6	8370	6550	5500	4950	4400	3640
							52	18440	14430	12110	10900	9690	8020
4	8910	6980	5850	5270	4690	3875							
58	19630	15370	12890	11610	10330	8540							

* SB - Steel belted

All tires confirms ETRTO T&RA & STRO standards

FLOATMAX RT

FEATURE
Directional Lug

BENEFIT
Higher traction,
Comfortable ride

FEATURE
Robust Centre Blocks

BENEFIT
Low noise and smooth
run on hard surface

FEATURE
Steel belted radial
construction

BENEFIT
Protection from
Punctures



FEATURE
Rounded Shoulder

BENEFIT
Less damage to
soil & crops

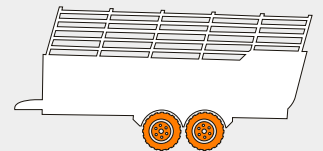
FEATURE
Interconnected
grooves

BENEFIT
Better self cleaning
properties

FEATURE
Flatter Crown width

BENEFIT
Larger footprint,
lower compaction

MACHINERY



Trailer

Size	Rim	Unloaded dimension		Static Loaded	Rolling Circum	Load Index	Infl. press.	Recommend load, kg (lbs)					
		SW mm in	OD mm in	Radius mm in	mm in	Speed Symbol		Speed, km/h (mph)					
								MIXED APPLICATION					
								Static	10 6	30 19	40 25	50 31	65 40
560 60R22.5 RT SB*	AG16.00	543 21.4	1244 49.0	561 22.1	3810 150.0	165D	0.8	4160	3260	2730	2460	2190	1810
							12	9160	7180	6010	5420	4820	3990
							1.8	6510	5090	4270	3850	3420	2830
							26	14340	11210	9410	8480	7530	6230
							2.8	8440	6610	5540	4990	4440	3670
							41	18590	14560	12200	10990	9780	8080
							3.8	10100	7900	6630	5970	5310	4390
							55	22250	17400	14600	13150	11700	9670
							5	11850	9270	7780	7000	6230	5150
73	26100	20420	17140	15420	13720	11340							

* SB - Steel belted

All tires confirms ETRTO T&RA & STRO standards

FLOATMAX RT

FEATURE
Directional Lug

BENEFIT
Higher traction,
Comfortable ride

FEATURE
Robust Centre Blocks

BENEFIT
Low noise and smooth
run on hard surface

FEATURE
Steel belted radial
construction

BENEFIT
Protection from
Punctures



FEATURE
Rounded Shoulder

BENEFIT
Less damage to
soil & crops

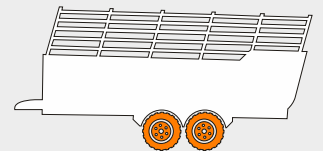
FEATURE
Interconnected
grooves

BENEFIT
Better self cleaning
properties

FEATURE
Flatter Crown width

BENEFIT
Larger footprint,
lower compaction

MACHINERY



Trailer

Size	Rim	Unloaded dimension		Static Loaded	Rolling Circum	Load Index	Infl. press.	maximum load, kg (lbs)					
		SW mm in	OD mm in	Radius mm in	mm in	Speed Symbol		Speed, km/h (mph)					
								bar psi	Static	MIXED APPLICATION			
										10 6	30 19	40 25	50 31
580 65R22.5 RT	AG16.00	577 22.7	1318 51.9	601 23.7	3996 157.3	166D 166D	0.8	4760	3730	3130	2820	2500	2070
							12	10480	8220	6890	6210	5510	4560
							1.6	7130	5580	4680	4220	3750	3100
							23	15700	12290	10310	9300	8260	6830
							2.4	9040	7070	5930	5340	4760	3930
							35	19910	15570	13060	11760	10480	8660
							3.2	10700	8370	7020	6320	5630	4650
							46	23570	18440	15460	13920	12400	10240
							4	12190	9540	8000	7210	6410	5300
58	26850	21010	17620	15880	14120	11670							

* SB - Steel belted

All tires confirms ETRTO T&RA & STRO standards

FLOATMAX RT

FEATURE
Directional Lug

BENEFIT
Higher traction,
Comfortable ride

FEATURE
Robust Centre Blocks

BENEFIT
Low noise and smooth
run on hard surface

FEATURE
Steel belted radial
construction

BENEFIT
Protection from
Punctures



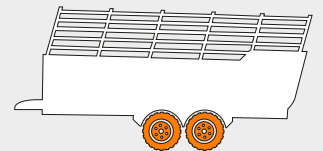
FEATURE
Rounded Shoulder

BENEFIT
Less damage to
soil & crops

FEATURE
Interconnected
grooves

BENEFIT
Better self cleaning
properties

MACHINERY



Trailer

Size	Rim	Unloaded dimension		Static Loaded	Rolling Circum	Load Index	Infl. press.	maximum load, kg (lbs)									
		SW	OD	Radius				Speed, km/h (mph)									
		mm	mm	mm	mm	Speed		MIXED APPLICATION									
		in	in	in	in	Symbol		Static	10	30	40	50	65				
						bar		6		19		25		31		40	
650/50 R 22.5 RT	AG20.00	645	1230	559	3725	163D	0.8	4370	3420	2870	2580	2300	1900				
							12	9630	7530	6320	5680	5070	4190				
							2	7480	5850	4910	4420	3930	3250				
		25.4	48.4	22.0	146.7	163D	29	16480	12890	10810	9740	8660	7160				
							3	9480	7420	6220	5600	4990	4120				
							44	20880	16340	13700	12330	10990	9070				
							4.0	11210	8780	7360	6630	5900	4875				
58	24690	19340	16210	14600	13000	10740											

FLOATMAX RT

FEATURE
Directional Lug

BENEFIT
Higher traction,
Comfortable ride

FEATURE
Robust Centre Blocks

BENEFIT
Low noise and smooth
run on hard surface

FEATURE
Steel belted radial
construction

BENEFIT
Protection from
Punctures



FEATURE
Rounded Shoulder

BENEFIT
Less damage to
soil & crops

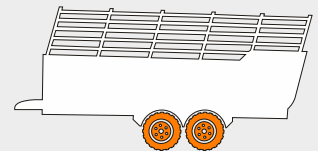
FEATURE
Interconnected
grooves

BENEFIT
Better self cleaning
properties

FEATURE
Flatter Crown width

BENEFIT
Larger footprint,
lower compaction

MACHINERY



Trailer

Size	Rim	Unloaded dimension		Static Loaded	Rolling Circum	Load Index	Infl. press.	maximum load, kg (lbs)																																																											
		SW	OD	Radius	mm	Speed		Speed, km/h (mph)																																																											
								MIXED APPLICATION																																																											
		mm	mm	mm	mm	Symbol		Static	10	30	40	50	65																																																						
600/55 R 26.5 RT SB*	AG20.00	611	1336	608	4050	165D	0.8	4620	3620	3040	2730	2430	2010																																																						
														24	52.6	24	159.5	165D	12	10180	7970	6700	6010	5350	4430																																										
																										1.6	6920	5420	4550	4090	3640	3010																																			
																																	23	15240	11940	10020	9010	8020	6630																												
																																								2.4	8790	6880	5770	5200	4620	3820																					
																																															3.2	19360	15150	12710	11450	10180	8410														
																																																						3.2	10400	8140	6830	6150	5470	4520							
																																																													46	22910	17930	15040	13550	12050	9960
58	26100	20420	17140	15420	13720	11340																																																													

* SB - Steel belted

All tires confirms ETRTO T&RA & STRO standards

FLOATMAX RT

FEATURE
Directional Lug

BENEFIT
Higher traction,
Comfortable ride

FEATURE
Robust Centre Blocks

BENEFIT
Low noise and smooth
run on hard surface

FEATURE
Steel belted radial
construction

BENEFIT
Protection from
Punctures



FEATURE
Rounded Shoulder

BENEFIT
Less damage to
soil & crops

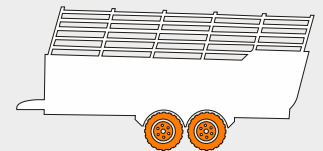
FEATURE
Interconnected
grooves

BENEFIT
Better self cleaning
properties

FEATURE
Flatter Crown width

BENEFIT
Larger footprint,
lower compaction

MACHINERY



Trailer

Size	Rim	Unloaded dimension		Static Loaded	Rolling Circum	Load Index	Infl. press.	maximum load, kg (lbs)									
		SW mm in	OD mm in	Radius mm in	mm in	Speed Symbol		Speed, km/h (mph)									
								bar psi	Static	10	30	40	50	65			
		6	19	25	31	40											
710 50R26.5 RT	AG24.00	710	1383	621	4188	172D	0.8	5340	4180	3500	3160	2810	2320				
									12	11760	9210	7710	6960	6190	5110		
		28.0	54.4	24.4	164.9	172D	1.8	8580	6710	5630	5070	4510	3730				
									26	18900	14780	12400	11170	9930	8220		
											2.6	10650	8330	6990	6300	5600	4630
											38	23460	18350	15400	13880	12330	10200
											3.4	12470	9760	8180	7370	6560	5420
											49	27470	21500	18020	16230	14450	11940
									4.4	14490	11340	9510	8570	7620	6300		
									64	31920	24980	20950	18880	16780	13880		

* SB - Steel belted

All tires confirms ETRTO T&RA & STRO standards