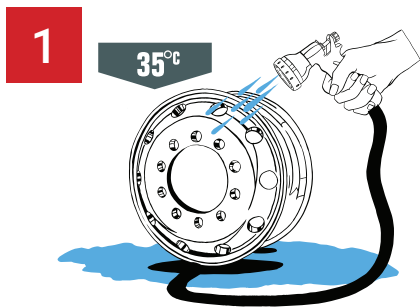


CLEANING YOUR POLISHED AND MACHINED WHEELS



A cleaning guide for those who want their fleet to stand out!

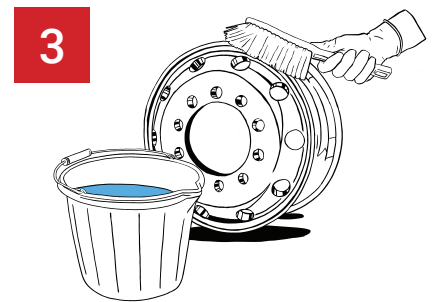
MACHINED WHEELS



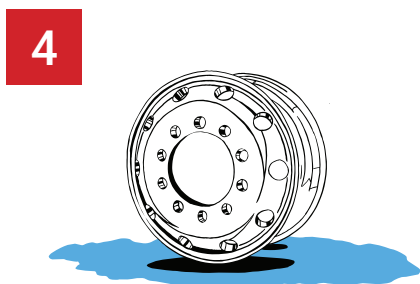
1 Allow the wheels to cool below 35°C, then remove the nut covers. Rinse with clean water to avoid scratches and corrosion, and ideally, use a high-pressure washer.



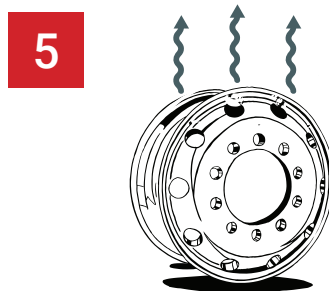
2 Prepare your water by mixing it with a mild detergent. (check the bottle for recommended quantities).



3 Your detergent should be gently brushed onto the wheel.




4 Clean water should be used to wash your wheels.




5 Ensure that your wheels are thoroughly dry.

WE RECOMMEND
White Diamond
Metal Polish & Sealant Liquid

POLISHED WHEELS - FOLLOW STEPS 1 TO 5 FIRST




6 Apply a small amount of the polish using a damp cloth.



7 Apply and leave the polish for approx. 1-minute. Buff the polish off with a clean, lint-free cloth (Repeat 6-7 if necessary).

THE FINAL RESULT



You have wheels with a gleaming finish!