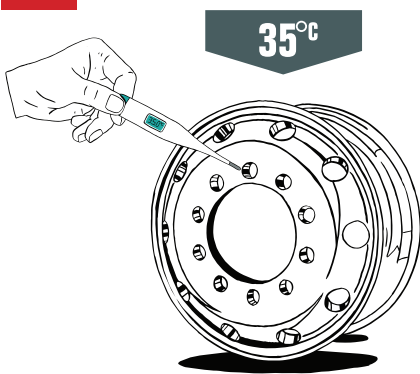


# CLEANING YOUR ECOSHIELD WHEELS

**TIA**  
WHEELS

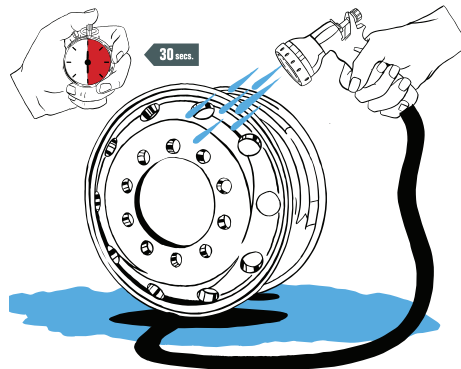
The ECOSHIELD finish has its own unique finish.  
With just washing and no polishing, cleaning is simplified!

1




Make sure you allow the wheels to cool below 35°C, then remove the nut covers.

2




In order to avoid scratches and corrosion, the wheels should be washed with clean water.

3




Prepare your water by mixing it with a mild detergent.

4




When cleaning the wheels, **ALWAYS** use a soft brush or sponge.

5



After cleaning the wheels, make sure they are thoroughly rinsed.

**THE FINAL RESULT**



You have wheels with a gleaming finish!