



DATA BOOK AGRICULTURAL TIRES

ADVANCE



Distributed By:

GUIZHOU TYRE CO., LTD.
GUIZHOU TYRE I/E CO., LTD.

[Http://www.advancetyre.biz](http://www.advancetyre.biz)
Sales@advancetyre.biz

MANUFACTURER



ADVANCE

2017 Advance Agricultural Tires Data Book
Effective December 2016

BRIEF INTRODUCTION

[Http://www.advancetyre.biz](http://www.advancetyre.biz)



Guizhou Tyre Co., LTD is one of the Chinese leading tire manufacturers, the home of **ADVANCE** brand. We are the OE supplier of some famous equipment manufacturers, producing five categories and nearly two thousands kinds and sizes of tires, including Truck tires ,OTR tires, Industrial tires, Agricultural tires and Solid tires.

GTC has obtained **ISO9001, ISO14001, ISO10012, ISO/TS 16949, DOT, E-MARK, GCC, SNI, BIS** and **INMETRO** certificates.

NOTE:

TBA-To Be Available





ADVANCE

2017 Advance Agricultural Tires Data Book
Effective December 2016


CONTENTS

[Http://www.advancetyre.biz](http://www.advancetyre.biz)

General Information P2-8

Speed Symbols and Conversion Tables, Denotation of Patterns -----	P2
Load Index -----	P3
Tire Size Marking -----	P4
Tire Structure, Schematic of Tread Depth -----	P5
List of Tire Sizes -----	P6-8

Tire Technical Data P9-59

	Tractor Drive Radial	R-1W	P9
	Tractor Drive Diagonal	R-1S, R-1, R-1K, R-1K*, R-1A, R-1C, R-1E, R-1G, R-1G, R-1M, R-1W, R-1Y, R-1Z, R-2, R-3, R-3A, R-4 R-4A XHD/R-4A XHD+, R-4B, R-4D, R-4C	P10~32
	Small Tractor Diagonal	R-1T, R-1S, R-1X, R-1Z	P33~36
	Paddy Field Diagonal	PR-1	P37
	Forestry Diagonal	LS-2A, LS-2	P38~39
	Implement Diagonal	I-1, I-1, I-1A, I-1B, I-1C, I-1E, I-3, I-3A, I-3C, I-3D, I-3E, I-3F, HF-1, HF-1A	P40-53
	Forestry High Flotation Diagonal	HF-2, HF-3, HF-4	P54-56
	Tractor Front Diagonal	F-2, F-2A, F-3	P57-59



Speed Symbols and Conversion Tables

• Speed category

Speed Symbol	A1	A2	A3	A4	A5	A6	A7	A8	B	D	F	J	K
Speed (km/h)	5	10	15	20	25	30	35	40	50	65	80	100	110

• Pressure units conversion table

bar	1.0	1.5	2.0	2.5	3.0	3.5	4.0	4.5	5.0	5.5
kPA	100	150	200	250	300	350	400	450	500	550
p.s.i.	15	22	29	36	44	51	58	65	73	80

bar	6.0	6.5	7.0	7.5	8.0	8.5	9.0	9.5	10.0	10.5
kPA	600	650	700	750	800	850	900	950	1 000	1 050
p.s.i.	87	94	102	109	116	123	131	138	145	152

• Units conversion table

Length
1 millimeter (mm) = 0.3937"
1 inch(") = 25.4 mm = 0.0254 m
1 meter (m) = 3.281 ft
1 foot(ft) = 0.3048m
1 kilometer (km) = 0.6214 mile
1 mile = 1609 m = 1.609 km

Mass
1 pound (lb) = 0.4536 kg
1 kilogram (kg) = 2.205 lbs

Volume
1 litre (l) = 0.21 gall
1 imperial gallon (imp.gal) = 4.55 l

Pressure
1 p.s.i. (lb/in ²) = 6.895 kPa
1 kg/cm ² = 98.066 kPa
1 bar = 1 kPa

Denotation of Agricultural Tire Patterns

R Tractor Drive Tires
R-1 Drive Wheel, Regular Tread
R-2 Drive Wheel, Cane & Rice, Deep Tread
R-3 Drive Wheel, Shallow Tread
R-4 Drive Wheel, Industrial Tractor Tread

F Tractor Front Tires
F-1 Agricultural Single Rib Tread
F-2 Agricultural Multiple-Rib Tread
F-3 Industrial Multiple-Rib Tread

I Implement Tires
I-1 Rib Tread
I-2 Moderate Traction Tread
I-3 Traction Tread

LS Forestry Tires
LS-2 Intermediate Tread
LS-3 Deep Tread

HF High Flotation Tires
HF-1 Shallow Tread
HF-2 Regular Lug Tread
HF-3 Deep Lug Tread
HF-4 Extra Deep Tread



ADVANCE

2017 Advance Agricultural Tires Data Book
Effective December 2016

LOAD INDEX

[Http://www.advancetyre.biz](http://www.advancetyre.biz)

LI	kg
30	106
31	109
32	112
33	115
34	118
35	121
36	125
37	128
38	132
39	136
40	140
41	145
42	150
43	155
44	160
45	165
46	170
47	175
48	180
49	185
50	190
51	195
52	200
53	206
54	212
55	218
56	224
57	230
58	236
59	243
60	250
61	257
62	265
63	272
64	280
65	290
66	300

LI	kg
67	307
68	315
69	325
70	335
71	345
72	355
73	365
74	375
75	387
76	400
77	412
78	425
79	437
80	450
81	462
82	475
83	487
84	500
85	515
86	530
87	545
88	560
89	580
90	600
91	615
92	630
93	650
94	670
95	690
96	710
97	730
98	750
99	775
100	800
101	825
102	850
103	875

LI	kg
104	900
105	925
106	950
107	975
108	1 000
109	1 030
110	1 060
111	1 090
112	1 120
113	1 150
114	1 180
115	1 215
116	1 250
117	1 285
118	1 320
119	1 360
120	1 400
121	1 450
122	1 500
123	1 550
124	1 600
125	1 650
126	1 700
127	1 750
128	1 800
129	1 850
130	1 900
131	1 950
132	2 000
133	2 060
134	2 120
135	2 180
136	2 240
137	2 300
138	2 360
139	2 430
140	2 500

LI	kg
141	2 575
142	2 650
143	2 725
144	2 800
145	2 900
146	3 000
147	3 075
148	3 150
149	3 250
150	3 350
151	3 450
152	3 550
153	3 650
154	3 750
155	3 875
156	4 000
157	4 125
158	4 250
159	4 375
160	4 500
161	4 625
162	4 750
163	4 875
164	5 000
165	5 150
166	5 300
167	5 450
168	5 600
169	5 800
170	6 000
171	6 150
172	6 300
173	6 500
174	6 700
175	6 900
176	7 100



TIRE SIZE MARKING

[Http://www.advancetyre.biz](http://www.advancetyre.biz)

340/85 R 24	
340	Nominal section width (in mm)
85	Aspect ratio H/SW (in %)
R	Radial construction
24	Nominal rim diameter (in inches)

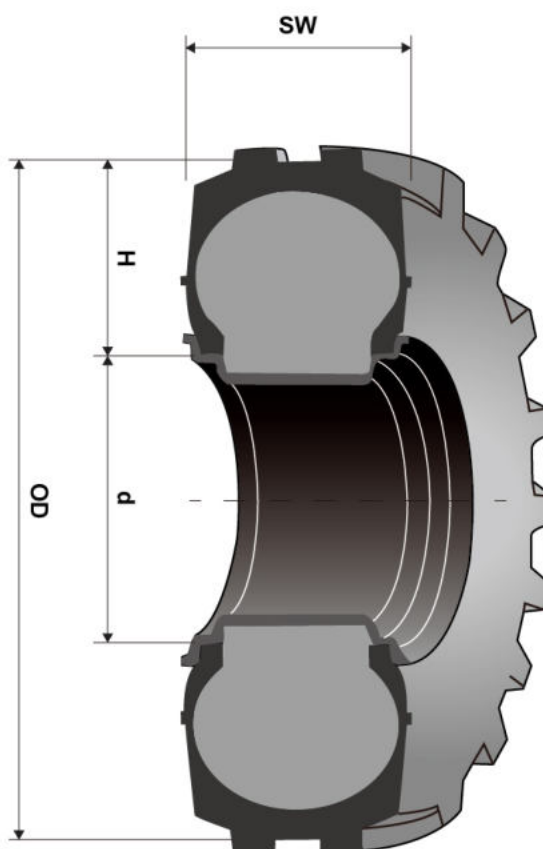
15.0/55-17	
15.0	Nominal section width (in inches)
55	Aspect ratio H/SW (in %)
-	Cross-ply construction
17	Nominal rim diameter (in inches)

31x15.50-15	
31	Overall diameter (in inches)
15.50	Nominal section width (in inches)
-	Cross-ply construction
15	Nominal rim diameter (in inches)

17.5 L - 24	
17.5	Nominal section width (in inches)
L	Reduced aspect ratio
-	Cross-ply construction
24	Nominal rim diameter (in inches)

7.50-20	
7.5	Nominal section width (in inches)
-	Cross-ply construction
20	Nominal rim diameter (in inches)

26x12.00-12	
26	Overall diameter (in inches)
12.00	Nominal section width (in inches)
-	Cross-ply construction
12	Nominal rim diameter (in inches)



- SW** Section width
- OD** Overall diameter
- H** Section height
- d** Rim diameter



ADVANCE

2017 Advance Agricultural Tires Data Book
Effective December 2016

[Http://www.advancetyre.biz](http://www.advancetyre.biz)

Tire Structure

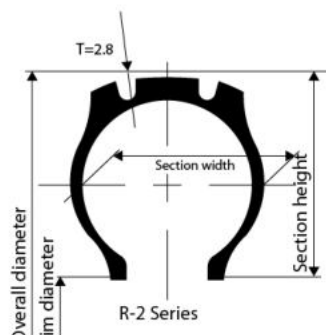
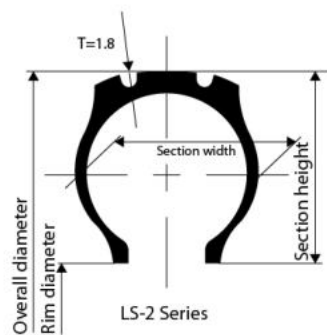
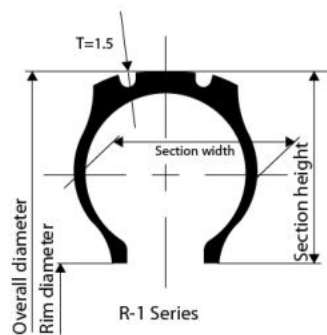
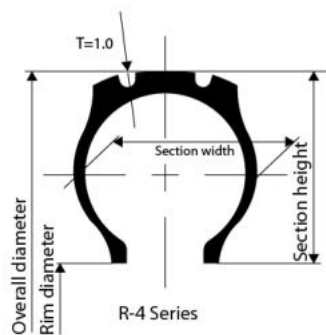


- Tread Pattern
- Breaker Cord
- Inner Liner
- Carcass Cord
- Sidewall
- Apex
- Bead Wire

BIAS (DIAGONAL CROSS-PLY TIRE)
A pneumatic tire in which the ply cords extend to beads and are laid substantially at alternate angles less than 90° to the centre-line of the tread

RADIAL PLY TIRE
A pneumatic tire in which the ply cords extend to the beads and are laid substantially at 90° to the centre-line of the tread, the carcass being stabilised by an essentially inextensible circumferential belt.

Schematic of Tread Pattern Depth





ADVANCE

2017 Advance Agricultural Tires Data Book
Effective December 2016

LIST OF TIRE SIZES

[Http://www.advancetyre.biz](http://www.advancetyre.biz)

Tractor Drive Radial			
Rim Size (inch)	Tire Size	Tread Pattern	Page
24"	280/85R24	R-1W	P9
	340/85R24	R-1W	
	380/85R24	R-1W	
	420/70R24	R-1W	
26"	14.9R26	R-1W	P9
	620/75R26	R-1W	
28"	380/85R28	R-1W	P9
	340/85R28	R-1W	
	420/70R28	R-1W	
	420/85R28	R-1W	
	600/65R28	R-1W	
30"	14.9R30	R-1W	P9
	380/85R30	R-1W	
	420/85R30	R-1W	
	420/90R30	R-1W	
	460/85R30	R-1W	
	480/70R30	R-1W	
32"	800/65R32	R-1W	P9
34"	380/85R34	R-1W	P9
	420/85R34	R-1W	
38"	420/85R38	R-1W	P9
	460/85R38	R-1W	
	480/80R38	R-1W	
	520/85R38	R-1W	
	710/70R38	R-1W	
42"	18.4R42	R-1W	P9
	480/80R42	R-1W	
	520/85R42	R-1W	
	620/70R42	R-1W	
46"	380/90R46	R-1W	P9
	480/80R46	R-1W	

Tractor Drive Diagonal			
Rim Size (inch)	Tire Size	Tread Pattern	Page
16.1"	21.5L-16.1	R-1	P12
	18.4-16.1	R-1	
18"	10.5/80-18	R-4C	P32
	12.5/80-18	R-4C	
20"	9.5-20	R-1	P12
		R-1S	P10
24"	8.3-24	R-1	P12
		R-1S	P10
		R-1A	P16
	9.5-24	R-1S	P10
		R-2	P25
		R-3	P26
		R-1	P12
	11.2-24	R-1	P12
		R-1IG	P20
		R-1K*	P15
		R-1S	P10
	12.4-24	R-1	P12
		R-1K*	P15
		R-1S	P10
13.6-24	R-1C	P17	
	R-1S	P10	

Tractor Drive Diagonal				
Rim Size (inch)	Tire Size	Tread Pattern	Page	
24"	14.9-24	R-1	P12	
		R-1C	P17	
		R-1IG	P20	
		R-1IG*	P20	
		R-1K*	P15	
		R-1S	P10	
		R-2	P25	
		R-3	P26	
		R-4	P28	
		R-4A XHD	P29	
	R-4B	P30		
	15-24	R-1M	P21	
		R-1S	P10	
	16.9-24	R-1K	P14	
		R-1S	P10	
		R-4	P28	
		R-4A XHD	P29	
		R-4A XHD+	P29	
		R-4B	P30	
	18.4-24	R-4	P28	
	17.5L-24	R-4	P28	
		R-4A XHD	P29	
		R-4A XHD+	P29	
R-4B		P30		
19.5L-24	R-4	P28		
	R-4A XHD	P29		
	R-4B	P30		
21L-24	R-4	P28		
	R-4A XHD	P29		
	R-4B	P30		
26"	14.9-26	R-1C	P17	
		R-1S	P10	
	18.4-26	R-1K	P14	
		R-1S	P10	
		R-4D	P31	
	23.1-26	R-1K	P14	
		R-1S	P10	
	620/70-26	R-3A	P27	
	28"	9.5-28	R-1S	P10
			R-1	P12
11.2-28		R-1K*	P15	
		R-1S	P10	
		R-1	P12	
12.4-28		R-1C	P17	
		R-1E	P18	
		R-1K*	P15	
		R-1S	P10	
		R-1Z	P24	
		R-1	P12	
13.6-28		R-1C	P17	
		R-1E	P18	
		R-1K	P14	
	R-1S	P10		
	R-1Z	P24		
	R-1	P12		



ADVANCE

2017 Advance Agricultural Tires Data Book
Effective December 2016

LIST OF TIRE SIZES

[Http://www.advancetyre.biz](http://www.advancetyre.biz)

Tractor Drive Diagonal

Rim Size (inch)	Tire Size	Tread Pattern	Page
28"	14.9-28	R-1	P12
		R-1C	P17
		R-1E	P18
		R-1K	P14
		R-1S	P11
		R-2	P25
	16.9-28	R-1	P12
		R-1C	P17
		R-1K	P14
		R-1S	P11
		R-3	P26
		R-4D	P31
	18.4-28	R-1	P12
		R-1S	P11
		R-4	P28
30"	14.9-30	R-1C	P17
		R-1S	P11
	16.9-30	R-1	P12
		R-1G	P19
		R-1K	P14
		R-1S	P11
		R-1Y	P23
		R-3	P26
	18.4-30	R-1	P12
		R-1G	P19
		R-1K	P14
		R-1S	P11
		R-1Y	P23
		R-2	P25
	23.1-30	R-1	P13
R-2		P25	
R-1S		P11	
32"	9.5-32	R-1S	P11
		R-1	P13
	11-32	R-1S	P11
		R-1	P13
	24.5-32	R-1	P13
		R-1K	P14
R-1S		P11	
900/60-32	R-2	P25	
	R-1C	P17	
34"	16.9-34	R-1	P13
		R-1G	P19
		R-1K	P14
		R-1S	P11
	18.4-34	R-1G	P19
		R-1K	P14
12.4-36	R-1S	P11	
	R-1S	P11	
38"	11.2-38	R-1IG	P20
		R-1S	P11
	12-38	R-1C	P17

Tractor Drive Diagonal

Rim Size (inch)	Tire Size	Tread Pattern	Page
38"	13.6-38	R-1	P13
		R-1C	P17
		R-1K	P14
		R-1S	P11
		R-1S	P11
	15.5-38	R-1	P13
		R-1K	P14
		R-1S	P11
		R-1W	P22
		R-1S	P11
	16.9-38	R-1	P13
		R-1K	P14
		R-1G	P19
		R-1S	P11
		R-1S	P11
18.4-38	R-1G	P19	
	R-1K	P14	
	R-1S	P11	
	R-2	P25	
	R-2	P25	
20.8-38	R-1	P13	
	R-1K	P14	
	R-1S	P11	
42"	18.4-42	R-1G	P19
		R-1S	P11
20.8-42	R-1S	P11	
	46"	18.4-46	R-1S
48"	12.4-48	R-1S	P11
		R-1S	P11
54"	12.4-54	R-1S	P11

Small Tractor Diagonal

Rim Size (inch)	Tire Size	Tread Pattern	Page
12"	6.00-12	R-1T	P33
16"	6.00-16	R-1S	P34
		R-1T	P33
	6.50-16	R-1S	P34
	7.50-16	R-1S	P34
	7.50-16	R-1T	P33
18"	8.00-18	R-1X	P35
20"	7.50-20	R-1Z	P36
	8.3-20	R-1T	P33

Tractor Front Diagonal

Rim Size (inch)	Tire Size	Tread Pattern	Page
12"	4.00-12	F-2	P57
	5.00-12	F-2	P57
14"	4.00-14	F-2	P57
15"	5.00-15	F-2	P57
	7.5L-15	F-2	P57
	9.5L-15	F-2	P57
	11L-15	F-3	P59
	4.00-16	F-2	P57
16"	5.50-16	F-2	P57
	6.00-16	F-2	P57
	6.50-16	F-2	P57
	7.50-16	F-2	P57
	9.00-16	F-2	P57



ADVANCE

2017 Advance Agricultural Tires Data Book

Effective December 2016

LIST OF TIRE SIZES

[Http://www.advancetyre.biz](http://www.advancetyre.biz)

Tractor Front Diagonal

Rim Size (inch)	Tire Size	Tread Pattern	Page
16"	10.00-16	F-2	P57
	10.00-16	F-2A	P58
	11.00-16	F-2	P57
	11.00-16	F-2A	P58
	11L-16	F-3	P59
16.1"	14L-16.1	F-2A	P58
	16.5L-16.1	F-2A	P58
18"	7.50-18	F-2	P57
19"	4.00-196	F-2	P57
20"	6.50-20	F-2	P57
	7.50-20	F-2	P57

Implement Diagonal

Rim Size (inch)	Tire Size	Tread Pattern	Page
12"	7.00-12	I-1A	P42
	10.0/80-12	I-1A	P42
	26x12.00-12	I-3D	P49
14"	8.5L-14	I-1	P40
	9.5L-14	I-1	P40
	11L-14	I-1	P40
15"	5.70-15	I-1	P40
	5.90-15	I-1	P40
	6.70-15	I-1	P40
	7.60-15	I-1	P40
	9.5L-15	I-1	P40
	9.5L-15	I-1E	P45
	10.00-15	I-1	P40
	11L-15	I-1	P40
	11L-15	I-1E	P45
	12.5L-15	I-1	P40
	27x9.50-15	I-1	P40
	31X13.50-15	HF-1	P52
	31X15.50-15	I-3D	P49
9.5L-15FI	I-1	P41	
11L-15 FI	I-1	P41	
12.5L-15 FI	I-1	P41	
15.3"	10.0/75-15.3	I-1A	P42
	10.0/75-15.3	I-3F	P51
	11.5/80-15.3	I-1A	P42
	11.5/80-15.3	I-3F	P51
	12.5/80-15.3	I-1A	P42
15.5"	400/60-15.5	I-1B	P43
	400/60-15.5	I-3C	P48
	400/60-15.5	I-3E	P50
16"	6.00-16	I-1A	P42
	10.5/65-16	I-1A	P42
	10.5/65-16	HF-1A	P53
	6.00-16	I-1	P40
	11L-16	I-1	P40
16.1"	12.5L-16	I-1	P40
	14L-16.1	I-1	P40

Implement Diagonal

Rim Size (inch)	Tire Size	Tread Pattern	Page	
16.1"	16.5L-16.1	I-1	P40	
	16.5L-16.1	I-3D	P49	
	14L-16.1FI	I-1	P41	
	16.5L-16.1FI	I-1	P41	
	35X19-16.1	HF-3	P55	
	15.0/55-17	I-1C	P44	
17"	10.5/80-18	I-1A	P42	
18"	10.5/80-18	I-3	P46	
	12.5/80-18	I-1A	P42	
	12.5/80-18	I-3	P46	
	13.0/65-18	I-1A	P42	
	13.0/65-18	HF-1A	P53	
	15.0/70-18	I-1A	P42	
	20"	12.5-20	I-3A	P47
		16/70-20	I-3E	P50
	22.5"	500/60-22.5	I-3C	P48
		550/60-22.5	I-3C	P48
600/50-22.5		I-3C	P48	
600/55-22.5		I-3C	P48	
700/50-22.5		I-3C	P48	
24"	15.5/80-24	I-3A	P47	
	600/55-26.5	I-3C	P48	
	700/50-26.5	I-3C	P48	

Paddy Field Diagonal

Rim Size (inch)	Tire Size	Tread Pattern	Page
20"	8.3-20	PR-1	P37
24"	8.3-24	PR-1	P37
	9.5-24	PR-1	
	11.2-24	PR-1	
26"	12.4-26	PR-1	P37
28"	12.4/11-28	PR-1	P37
30"	14.9-30	PR-1	P37
32"	11-32	PR-1	P37
34"	16.9-34	PR-1	P37
38"	13.6-38	PR-1	P37

Forestry Diagonal

Rim Size (inch)	Tire Size	Tread Pattern	Page
26"	23.1-26	LS-2A	P38
	18.4-26	LS-2A	
	28L-26	LS-2A	
30"	16.9-30	LS-2A	P38
	18.4-30	LS-2A	
32"	24.5-32	LS-2A	P38
34"	30.5L-32	LS-2	P39
	18.4-34	LS-2A	P38

Forestry High Flotation Diagonal

Rim Size (inch)	Tire Size	Tread Pattern	Page
20"	38X18-20	HF-3	P55
25"	66x43.00-25	HF-2	P54
26"	67X34.00-26	HF-4	P56
26.5"	710/50R26.5	HF-2	P54



ADVANCE

2017 Advance Agricultural Tires Data Book
Effective December 2016

R-1W

TRACTOR DRIVE RADIAL

- Wider tread, to effectively decrease contact area pressure and benefit for the crop root
- Groove dispersive stress design, to make tread more puncture
- Deeper tread pattern, to provide more powerful traction
- Wear resistant compound, to prolong tire service life
- Radial tire gives better riding comfort, long tread life on the road and saves working hours



CAT. No.	No.	Tyre Size	Load Index	Speed Symbol	Tyre Type	Pattern	Section Width		Overall Diameter		Max. Speed		Infl. Pressure		Max. Load		Design Rim Width	Tyre Valve	Tread Depth	
							mm	ins	mm	ins	km/h	mph	kPa	psi	kg	lbs			mm	32nds
A3GNA043	A1ANA043	280/85R24	115	A8/B	TL	R-1W	282	11.1	1086	345.7	40	25	160	24	1215	2676	9.00	TL	43.0	54.2
A3GNA023	A1ANA023	340/85R24	125	A8/B	TL	R-1W	343	13.5	1188	46.8	40/50	25/30	160	23	1650	3640	11.00	TL	45.0	56.7
A3GNA017	A1ANA017	380/85R24	131	A8/B	TL	R-1W	380	15.0	1256	49.4	40/50	25/30	160	23	1950	4300	12.00	TL	46.0	58.0
A3GNA027	A1ANA027	420/70R24	130	A8/B	TL	R-1W	418	16.5	1248	49.1	40/50	25/30	160	23	1900	4180	13.00	TL	45.0	56.7
A3GNA037	A1ANA037	14.9R26	132	A8/B	TL	R-1W	378	14.9	1316	51.8	40/50	25/30	210	30	2000	4400	13.00	TL	47.0	59.2
TBA	TBA	620/75R26(23.1R26)	166	A8/B	TL	R-1W	625	24.6	1590	62.6	40/50	25/30	320	46	5300	11700	20.00	TL	55.0	69.3
A3GNA013	A1ANA013	380/85R28	133	A8/B	TL	R-1W	380	15.0	1357	53.4	40/50	25/30	160	23	2060	4540	12.00	TL	46.0	58.0
A3GNA003	A1ANA003	420/85R28(16.9R28)	139	A8/B	TL	R-1W	418	16.5	1425	56.1	40/50	25/30	160	23	2430	5350	13.00	TL	48.0	60.5
A3GNA008	A1ANA008	600/65R28	147	A8/B	TL	R-1W	591	23.3	1491	58.7	40/50	25/30	160	23	3075	6800	18.00	TL	51.0	64.3
A3GNA008	A1ANA008	600/65R28	154	A8/B	TL	R-1W	591	23.3	1491	58.7	40/50	25/30	240	35	3750	8250	18.00	TL	51.0	64.3
A3GNA024	A1ANA024	340/85R28	127	A8/B	TL	R-1W	343	13.5	1293	50.9	40/50	25/30	160	23	1750	3860	11.00	TL	45.0	56.7
A3GNA026	A1ANA026	420/70R28	133	A8/B	TL	R-1W	418	16.5	1349	53.1	40/50	25/30	160	23	2060	4540	13.00	TL	45.0	56.7
A3GNA004	A1ANA004	14.9R30	129	R-1W	TL	R-1W	378	14.9	1400	55.1	40/50	25/30	160	23	1850	4070	13.00	TL	46.0	58.0
A3GNA010	A1ANA010	380/85R30	135	R-1W	TL	R-1W	380	15.0	1408	55.4	40/50	25/30	160	23	2180	4800	12.00	TL	47.0	59.2
A3GNA001	A1ANA001	420/85R30(16.9R30)	140	R-1W	TL	R-1W	418	16.5	1476	58.1	40/50	25/30	160	23	2500	5510	13.00	TL	48.0	60.5
A3GNA022	A1ANA022	420/90R30	147	R-1W	TL	R-1W	418	16.5	1518	59.8	40/50	25/30	240	35	3075	6800	13.00	TL	48.0	60.5
A3GNA033	A1ANA033	460/85R30	145	R-1W	TL	R-1W	455	17.9	1544	60.8	40/50	25/30	160	23	2900	6400	16.00	TL	52.0	65.5
A3GNA025	A1ANA025	480/70R30	141	R-1W	TL	R-1W	479	18.9	1478	58.2	40/50	25/30	160	23	2575	5680	15.00	TL	47.0	59.2
A3GNA035	A1ANA035	800/65R32	167	A8/B	TL	R-1W	798	31.4	1853	73.0	40/50	25/30	160	23	5450	12000	27.00	TL	60.0	75.6
A3GNA014	A1ANA014	380/85R34	137	A8/B	TL	R-1W	380	15.0	1510	59.5	40/50	25/30	160	23	2300	5080	12.00	TL	47.0	59.2
A3GNA036	A1ANA036	420/85R34	142	A8/B	TL	R-1W	418	16.5	1578	62.1	40/50	25/30	160	23	2650	5840	13.00	TL	48.0	60.5
A3GNA042	A1ANA042	420/85R38	144	A8/B	TL	R-1W	418	16.5	1679	66.1	40/50	25/30	160	23	2800	6170	13.00	TL	48.0	60.5
A3GNA015	A1ANA015	460/85R38	149	A8/B	TL	R-1W	455	17.9	1747	68.8	40/50	25/30	160	23	3250	7150	16.00	TL	52.0	65.5
A1ANA012	A1ANA012	480/80R38	149	A8/B	TL	R-1W	479	18.9	1733	68.2	40/50	25/30	160	23	3250	7150	15.00	TL	50.0	63.0
A3GNA005	A1ANA005	520/85R38 (20.8R38)	155	A8/B	TL	R-1W	516	20.3	1849	72.8	40/50	25/30	160	23	4125	9100	18.00	TL	54.0	68.0
A3GNA007	A1ANA007	710/70R38	166	A8/B	TL	R-1W	716	28.2	1959	77.1	40/50	25/30	160	23	5300	11700	23.00	TL	58.0	73.1
A3GNA032	A1ANA032	710/70R38	171	A8/B	TL	R-1W	716	28.2	1959	77.1	40/50	25/30	240	35	6150	13560	23.00	TL	58.0	73.1
A3GNA006	A1ANA006	18.4R42	148	A8/B	TL	R-1W	467	18.4	1850	72.8	40	25	160	23	3150	6940	16.00	TL	52.0	65.5
A3GNA011	A1ANA011	480/80R42	151	A8/B	TL	R-1W	479	18.9	1835	72.2	40	25	160	23	3450	7600	16.00	TL	52.0	65.5
A3GNA002	A1ANA002	520/85R42(20.8R42)	157	A8/B	TL	R-1W	516	20.3	1951	76.8	40	25	160	23	4125	9090	18.00	TL	54.0	68.0
A3GNA018	A1ANA018	620/70R42	160	A8/B	TL	R-1W	625	24.6	1935	76.2	40	25	160	23	4500	9900	20.00	TL	52.0	65.5
A3GNA034	A1ANA034	380/90R46	149	A8/B	TL	R-1W	380	15.0	1852	72.9	40/50	25/30	240	35	3250	7150	12.00	TL	48.0	60.5
A3GNA021	A1ANA021	480/80R46	152	A8/B	TL	R-1W	479	18.9	1936	76.2	40/50	25/30	160	23	3550	7850	16.00	TL	52.0	65.5



ADVANCE

2017 Advance Agricultural Tires Data Book
Effective December 2016

R-1S

TRACTOR DRIVE DIAGONAL

- Multi-angle bar design
- Lower angle at the shoulder for better traction
- Higher angle at center of tread for longer wear
- Flexible sidewall compound with super-tough tread for superior, snag resistant and long wear
- A strong nylon carcass against mechanical failures and moisture deterioration
- Special tread design for puncture-resistance in cotton and sugar cane field



CAT. No.	No.	Tyre Size	Ply Rating	Speed Symbol	Tyre Type	Pattern	Section Width		Overall Diameter		Max. Speed		Infl. Pressure		Max. Load		Design Rim Width	Tyre Valve	Tread Depth	
							mm	ins	mm	ins	km/h	mph	kPa	psi	kg	lbs			mm	32nds
A3GNP049	11ANP054	9.5-20	6	A6	TT	R-1S	240	9.4	950	37.4	30	20	210	30	810	1780	8.00	Z1-03-1	31.5	39.7
13GNP007	11ANP057	9.5-20	8	A6	TT	R-1S	240	9.4	950	37.4	30	20	280	40	955	2100	8.00	Z1-03-1	31.5	39.7
A3GNP050	11ANP055	8.3-24	6	A6	TT	R-1S	211	8.3	993	39.1	30	20	240	35	810	1780	7.00	Z1-03-1	28.0	35.3
13GNP006	11ANP056	8.3-24	8	A6	TT	R-1S	211	8.3	993	39.1	30	20	320	46	960	2116	7.00	Z1-03-1	28.0	35.3
A3GNP043	11ANP037	9.5-24	6	A6/A8	TT	R-1S	240	9.4	1050	41.3	30/*40	20/*25	210/*210	30/*30	940/*850	2070/*1870	8.00	Z1-03-1	33.0	41.6
A3GNP044	11ANP044	9.5-24	8	A6	TT	R-1S	240	9.4	1050	41.3	30	20	280	40	1100	2420	8.00	Z1-03-1	33.0	41.6
A3GNP022	11ANN142	11.2-24	6	A6/A8	TT	R-1S	285	11.2	1105	43.5	30/*40	20/*25	180/*180	26/*26	1045/*950	2300/*2090	10.00	Z1-03-1	35.5	44.7
TBA	11ANN334	11.2-24	10	A6	TT	R-1S	285	11.2	1105	43.5	30	20	300	43	1380	3040	10.00	Z1-03-1	35.5	44.7
A3GNP023	11ANN143	12.4-24	6	A6/A8	TT	R-1S	315	12.4	1160	45.7	30/*40	20/*25	170/*170	24/*24	1200/*1090	2645/*2400	11.00	Z1-03-1	37.0	46.6
13GNN017	11ANN153	12.4-24	8	A6/A8	TT	R-1S	315	12.4	1160	45.7	30/*40	20/*25	230/*220	33/*32	1415/*1285	3120/*2830	11.00	Z1-03-1	37.0	46.6
TBA	11ANN318	12.4-24	12	A8	TT	R-1S	315	12.4	1160	45.7	40	25	330	48	1600	3520	11.00	Z1-03-1	37.0	46.6
A3GNN123	11ANN306	13.6-24	6	A6/A8	TT	R-1S	345	13.6	1210	47.6	30/*40	20/*25	160/*150	23/*22	1340/*1215	2950/*2680	12.00	Z1-03-1	37.0	46.6
13GNN022	11ANN197	13.6-24	8	A6/A8	TT	R-1S	345	13.6	1210	47.6	30/*40	20/*25	210/*190	30/*28	1545/*1400	3405/*3080	12.00	Z1-03-1	37.0	46.6
13GNN026	11ANN152	14.9-24	6	A6/A8	TT	R-1S	380	15.0	1265	49.8	30/*40	20/*25	140/*140	20/*20	1510/*1360	3330/*3000	13.00	Z1-03-1	38.0	47.9
A3GNN074	11ANN136	14.9-24	8	A6/A8	TT	R-1S	380	15.0	1265	49.8	30/*40	20/*25	180/*180	26/*26	1760/*1600	3880/*3520	13.00	Z1-03-1	38.0	47.9
13GNN033	11ANN205	15-24	10	A6	TT	R-1S	410	16.1	1330	52.4	30	20	280	40	2800	6170	14.00	Z1-03-1	39.0	49.1
13GNN035	11ANN215	16.9-24	8	A6/A8	TT	R-1S	430	16.9	1335	52.6	30/*40	20/*25	170/*170	24/*24	2040/*1850	4500/*4080	15.00	Z1-03-1	39.0	49.1
13GNN034	11ANN221	16.9-24	12	A6	TT	R-1S	430	16.9	1335	52.6	30	20	250	36	2550	5620	15.00	Z1-03-1	39.0	49.1
13GNN028	11ANN213	14.9-26	6	A6/A8	TT	R-1S	378	14.9	1316	51.8	30/*40	20/*25	140/*140	20/*20	1560/*1400	3420/*3080	13.00	Z1-03-1	38.0	47.9
13GNN029	11ANN207	14.9-26	8	A6/A8	TT	R-1S	378	14.9	1316	51.8	30/*40	20/*25	180/*180	26/*26	1820/*1650	4010/*3640	13.00	Z1-03-1	38.0	47.9
13GNN027	11ANN282	14.9-26	10	A6/A8	TT	R-1S	378	14.9	1316	51.8	30/*40	20/*25	230/*220	33/*32	2055/*1850	4530/*4080	13.00	Z1-03-1	38.0	47.9
13GNN044	11ANN149	18.4-26	10	A6/A8	TT	R-1S	465	18.3	1450	57.1	30/*40	20/*25	180/*180	26/*26	2645/*2360	5830/*5200	16.00	Z1-03-1	41.5	52.3
TBA	11ANN321	18.4-26	12	A6/A8	TT	R-1S	465	18.3	1450	57.1	30/*40	20/*25	230/*220	33/*32	2985/*2650	6580/*5840	16.00	Z1-03-1	41.5	52.3
TBA	11ANN239	23.1-26	10	A6/A8	TT	R-1S	590	23.2	1605	63.2	30/*40	20/*25	140/*140	20/*20	3245/*2900	7155/*6400	20.00	Z1-03-1	42.6	53.7
TBA	11ANN230	23.1-26	12	A6/A8	TT	R-1S	590	23.2	1605	63.2	30/*40	20/*25	170/*170	24/*24	3610/*3250	7960/*7150	20.00	Z1-03-1	42.6	53.7
TBA	11ANN268	9.5-28	8	A6	TT	R-1S	240	9.5	1150	45.3	30	20	280	40	1215	2675	10.00	Z1-03-1	33.0	41.6
13GNN014	11ANN191	11.2-28	6	A6/A8	TT	R-1S	285	11.2	1205	47.4	30/*40	20/*25	180/*180	26/*26	1115/*1000	2460/*2200	10.00	Z1-03-1	35.0	44.1
13GNN015	11ANN258	11.2-28	8	A6	TT	R-1S	285	11.2	1205	47.4	30	20	240	35	1305	2870	10.00	Z1-03-1	35.0	44.1
TBA	11ANN194	12.4-28	8	A6	TT	R-1S	315	12.4	1260	49.6	30	20	230	33	1510	3330	11.00	Z1-03-1	36.0	45.4
13GNN018	11ANN251	12.4-28	10	A6/A8	TT	R-1S	315	12.4	1260	49.6	30	20	220	32	1320	2910	11.00	Z1-03-1	36.0	45.4
13GNN024	11ANN217	13.6-28	8	A6/A8	TT	R-1S	345	13.6	1310	51.6	30/*40	20/*25	210/*190	30/*28	1645/*1500	3625/*3300	12.00	Z1-03-1	37.0	46.6
13GNN023	11ANN266	13.6-28	10	A6/A8	TT	R-1S	345	13.6	1310	51.6	30/*40	20/*25	250/*250	36/*36	1910/*1700	4210/*3740	12.00	Z1-03-1	37.0	46.6



ADVANCE

2017 Advance Agricultural Tires Data Book

Effective December 2016

R-1S

TRACTOR DRIVE DIAGONAL

CAT. No.	No.	Tyre Size	Ply Rating	Speed Symbol	Tyre Type	Pattern	Section Width		Overall Diameter		Max. Speed		Infl. Pressure		Max. Load		Design Rim Width	Tyre Valve	Tread Depth	
							mm	ins	mm	ins	km/h	mph	kPa	psi	kg	lbs			mm	32nds
A3GNN075	11ANN138	14.9-28	8	A6/*A8	TT	R-1S	380	15.0	1365	53.7	30/*40	20/*25	180/*180	26/*26	1880/*1700	4145/*3740	13.00	Z1-03-1	38.0	47.9
A3GNN120	11ANN199	14.9-28	10	A6/*A8	TT	R-1S	378	14.9	1367	53.8	30/*40	20/*25	230/*220	33/*32	2120/*1900	4680/*4180	13.00	Z1-03-1	38.0	47.9
13GNN081	11ANN322	14.9-28	12	A6/*A8	TT	R-1S	378	14.9	1367	53.8	30/*40	20/*25	270/*270	39/*39	2310/*2100	5080/*4620	13.00	Z1-03-1	38.0	47.9
13GNN037	11ANN241	16.9-28	8	A6/*A8	TT	R-1S	430	16.9	1435	56.5	30/*40	20/*25	170/*170	24/*24	2175/*1950	4795/*4300	15.00	Z1-03-1	39.0	49.1
13GNN036	11ANN157	16.9-28	10	A6/*A8	TT	R-1S	430	16.9	1435	56.5	30/*40	20/*25	200/*190	29/*28	2380/*2120	5245/*4680	15.00	Z1-03-1	39.0	49.1
TBA	11ANN301	18.4-28	8	A6/*A8	TT	R-1S	467	18.4	1500	59.1	30/*40	20/*25	140/*140	20/*20	2310/*2120	5090/*4680	16.00	Z1-03-1	41.0	51.7
13GNN062	11ANN315	18.4-28	10	A6/*A8	TT	R-1S	467	18.4	1500	59.1	30/*40	20/*25	180/*180	26/*26	2715/*2430	5985/*5360	16.00	Z1-03-1	41.0	51.7
13GNN030	11ANN209	14.9-30	10	A6/*A8	TT	R-1S	378	14.9	1415	55.7	30/*40	20/*25	230/*220	33/*32	2190/*1950	4830/*4300	13.00	Z1-03-1	38.0	47.9
13GNN041	11ANN156	16.9-30	8	A6/*A8	TT	R-1S	430	16.9	1485	58.5	30/*40	20/*25	170/*170	24/*24	2245/*2000	4950/*4400	15.00	Z1-03-1	39.0	49.1
13GNN038	11ANN243	16.9-30	10	A6/*A8	TT	R-1S	430	16.9	1485	58.5	30/*40	20/*25	200/*190	29/*28	2455/*2240	5410/*4940	15.00	Z1-03-1	39.0	49.1
13GNN039	11ANN232	16.9-30	12	A6/*A8	TT	R-1S	430	16.9	1485	58.5	30/*40	20/*25	240/*230	35/*34	2730/*2500	6000/*5520	15.00	Z1-03-1	39.0	49.1
13GNN040	11ANN284	16.9-30	14	A8	TT	R-1S	430	16.9	1485	58.5	40	25	280	40	2725	6000	15.00	Z1-03-1	39.0	49.1
13GNN011	11ANN159	18.4-30	10	A6/*A8	TT	R-1S	465	18.3	1550	61.0	30/*40	20/*25	180/*180	26/*26	2815/*2500	6205/*5520	16.00	Z1-03-1	41.5	52.3
13GNN045	11ANN234	18.4-30	12	A6/*A8	TT	R-1S	465	18.3	1550	61.0	30/*40	20/*25	230/*220	33/*32	3180/*2900	7010/*6400	16.00	Z1-03-1	41.5	52.3
TBA	11ANN164	23.1-30	12	A6/*A8	TT	R-1S	587	23.1	1705	67.1	30/*40	20/*25	170/*170	25/*25	3850/3450	8490/*7600	20.00	Z1-03-1	42.6	53.7
13GNN091	11ANN271	9.5-32	8	A6	TT	R-1S	241	9.5	1251	49.3	30	20	280	41	1260	2780	8.00	Z1-03-1	33.0	41.6
13GNN068	11ANN265	11-32	10	A6	TT	R-1S	305	12.0	1360	53.5	30	20	240	35	1370	3015	6.00	Z1-03-1	35.0	44.1
TBA	11ANN198	11-32	12	A6	TT	R-1S	305	12.0	1360	53.5	30	20	290	42	1530	3370	6.00	Z1-03-1	35.0	44.1
TBA	11ANN151	24.5-32	10	A6/*A8	TT	R-1S	625	24.6	1805	71.1	30/*40	20/*25	140/*140	20/*20	3950/*3550	8710/*7850	21.00	Z1-03-1	43.0	54.2
TBA	11ANN219	24.5-32	16	A6	TT	R-1S	625	24.6	1805	71.1	40	25	210	30	4500	11010	21.00	Z1-03-1	43.0	54.2
13GNN042	11ANN256	16.9-34	10	A6/*A8	TT	R-1S	430	16.9	1585	62.4	30/*40	20/*25	200/*190	29/*28	2605/*2360	5740/*5200	15.00	Z1-03-1	39.0	49.0
13GNN010	11ANN148	18.4-34	8	A6/*A8	TT	R-1S	465	18.3	1655	65.2	30/*40	20/*25	140/*140	20/*20	2565/*2300	5655/*5080	16.00	Z1-03-1	41.5	52.3
13GNN019	11ANN228	12.4-36	12	A6/*A8	TL	R-1S	315	12.4	1464	57.6	30/*40	20/*25	330	48	1950	4300	11.00	TL	36.0	45.4
13GNN016	11ANN237	11.2-38	12	A6	TT	R-1S	284	11.2	1459	57.4	30	20	340	49	1885	4155	10.00	Z1-03-1	35.0	44.1
13GNN025	11ANN226	13.6-38	8	A6	TT	R-1S	345	13.6	1565	61.6	30	20	210	30	1910	4210	12.00	Z1-03-1	37.0	46.6
13GNN032	11ANN223	15.5-38	8	A8/*A6	TT	R-1S	395	15.6	1570	61.8	40/*30	25/*20	180	26	1850/*2060	4080/*4540	14.00	Z1-03-1	37.0	46.6
13GNN043	11ANN261	16.9-38	10	A6	TT	R-1S	430	16.9	1685	66.3	30	20	200	29	2760	6085	15.00	Z1-03-1	39.0	49.0
TBA	11ANN150	18.4-38	8	A8/*A6	TT	R-1S	467	18.4	1755	69.1	40/*30	25/*20	140	20	2430/*2715	5360/*5985	16.00	Z1-03-1	41.0	51.7
A3GNN076	11ANN141	18.4-38	10	A8/*A6	TT	R-1S	467	18.4	1755	69.1	40/*30	25/*20	180	26	2900/*3165	6400/*6950	16.00	Z1-03-1	41.0	51.7
A3GNN129	A1ANN199	18.4-38	10	A8/*A6	TL	R-1S	467	18.4	1755	69.1	40/*30	25/*20	180	26	2900/*3165	6400/*6950	16.00	TL	41.0	51.7
13GNN057	11ANN155	20.8-38	10	A8/*A6	TT	R-1S	528	20.8	1835	72.2	40/*30	25/*20	150/*160	22/*23	3150/*3475	6950/*7660	18.00	Z1-03-1	42.0	52.9
TBA	11ANN172	20.8-38	12	A8/*A6	TT	R-1S	528	20.8	1835	72.2	40/*30	25/*20	190/*200	28/*29	3550/*4000	7850/*8800	18.00	Z1-03-1	42.0	52.9
TBA	11ANN158	20.8-38	18	A6	TT	R-1S	528	20.8	1835	72.2	30	20	380	55	5875	12925	18.00	Z1-03-1	42.0	52.9
TBA	11ANN245	18.4-42	10	A8/*A6	TT	R-1S	467	18.4	1857	73.1	40/*30	25/*20	180	26	3000/*3330	6600/*7340	16.00	Z1-03-1	40.9	51.5
TBA	11ANN211	20.8-42	10	A8	TT	R-1S	528	20.8	1935	76.2	40	25	150	22	3350	7400	18.00	Z1-03-1	42.0	52.9
TBA	11ANN277	20.8-42	12	A8/*A6	TT	R-1S	528	20.8	1935	76.2	40/*30	25/*20	190	28	3750/*3750	8250/*8250	18.00	Z1-03-1	42.0	52.9
TBA	11ANN281	20.8-42	14	A8	TT	R-1S	528	20.8	1935	76.2	40	25	220	32	4125	9100	18.00	Z1-03-1	42.0	52.9
TBA	11ANN295	18.4-46	10	A8	TL	R-1S	467	18.4	1958	77.1	40	25	180	26	3150	6950	16.00	TL	40.9	51.5
TBA	11ANN274	9.5-48	16	A8	TT	R-1S	240	9.5	1655	65.0	40	25	400	57	1535	3375	8.00	Z1-03-1	33.0	41.6
13GNN070	11ANN195	12.4-48	12	A6	TT	R-1S	315	12.4	1760	69.3	30	20	320	46	2975	6660	11.00	Z1-03-1	36.0	45.4
13GNN031	11ANN162	14.9-48	12	A6	TT	R-1S	378	14.9	1875	73.8	30	20	270	39	3700	8150	13.00	Z1-03-1	38.0	47.9
13GNN021	A1ANN135	12.4-54	12	A6	TL	R-1S	315	12.4	1921	75.6	30	20	310	45	3205	7060	11.00	TL	36.0	45.4
13GNN020	11ANN272	12.4-54	12	A6	TT	R-1S	315	12.4	1921	75.6	30	20	310	45	3205	7060	11.00	Z1-03-1	36.0	45.4



ADVANCE

2017 Advance Agricultural Tires Data Book

Effective December 2016

R-1

TRACTOR DRIVE DIAGONAL

- Universal tread pattern with better cost performance ratio
- Excellent traction for common conditions applications
- Recommended for no heavy-duty, good conditions applications



CAT. No.	No.	Tyre Size	Ply Rating	Speed Symbol	Tyre Type	Pattern	Section Width		Overall Diameter		Max. Speed		Infl. Pressure		Max. Load		Design Rim Width	Tyre Valve	Tread Depth	
							mm	ins	mm	ins	km/h	mph	kPa	psi	kg	lbs			mm	32nds
A3GNP056	A1ANP068	18.4-16.1	8	A8	TL	R-1	467	18.4	1137	44.8	40	25	140	20	1320	2910	16.00	TL	20.0	25.2
A3GNP051	A1ANP069	21.5L-16.1	14	A8	TL	R-1	546	21.5	1178	46.4	50	30	250	36	3550	7825	18.00	TL	41.0	51.7
TBA	A3GNP006	9.5-20	6	A6	TT	R-1	240	9.4	950	37.4	30	20	210	30	810	1780	8.00	Z1-03-1	30.0	37.8
A3GNP002	11ANN076	9.5-20	8	A6	TT	R-1	240	9.4	950	37.4	30	20	280	40	955	2100	8.00	Z1-03-1	30.0	37.8
TBA	11ANN071	14.9-24	6	A6/A8	TT	R-1	380	15.0	1265	49.8	30/*40	20/*25	140/*140	20/*20	1510/*1360	3330/*3000	13.00	Z1-03-1	35.0	44.1
A3GNN091	11ANN077	14.9-24	8	A6/A8	TT	R-1	380	15.0	1265	49.8	30/*40	20/*25	180/*180	26/*26	1760/*1600	3880/*3520	13.00	Z1-03-1	35.0	44.1
TBA	11ANN003	12.4-24	6	A6/A8	TT	R-1	315	12.4	1160	45.7	30/*40	20/*25	170/*170	24/*24	1200/*1090	2645/*2400	11.00	Z1-03-1	30.0	37.8
13GNN049	A1ANN001	12.4-24	8	A6/A8	TT	R-1	315	12.4	1160	45.7	30/*40	20/*25	230/*220	33/*32	1415/*1285	3120/*2830	11.00	Z1-03-1	30.0	37.8
TBA	11ANN092	11.2-24	6	A6/A8	TT	R-1	285	11.2	1105	43.5	30/*40	20/*25	180/*180	26/*26	1045/*950	2300/*2090	10.00	Z1-03-1	31.0	39.1
13GNN048	11ANN063	11.2-24	8	A6	TT	R-1	285	11.2	1105	43.5	30	20	240	35	1225	2700	10.00	Z1-03-1	31.0	39.1
A3GNP005	11ANP031	8.3-24	6	A6	TT	R-1	211	8.3	993	39.1	30	20	240	35	810	1780	7.00	Z1-03-1	28.0	35.3
A3GNP001	11ANP016	8.3-24	8	A6	TT	R-1	211	8.3	993	39.1	30	20	320	46	960	2116	7.00	Z1-03-1	28.0	35.3
A3GNN083	11ANN074	16.9-28	6	A6/A8	TT	R-1	430	16.9	1435	56.5	30/*40	20/*25	130/*120	19/*18	1840/*1650	4055/*3640	15.00	Z1-03-1	35.0	44.1
A3GNN084	11ANN087	16.9-28	8	A6/A8	TT	R-1	430	16.9	1435	56.5	30/*40	20/*25	170/*170	24/*24	2175/*1950	4795/*4300	15.00	Z1-03-1	35.0	44.1
A3GNN085	A1ANN022	16.9-28	10	A6/A8	TT	R-1	430	16.9	1435	56.5	30/*40	20/*25	200/*190	29/*28	2380/*2120	5245/*4680	15.00	Z1-03-1	35.0	44.1
13GNN090	11ANN169	16.9-28	12	A6	TT	R-1	430	16.9	1435	56.5	30	20	Please contact manufacturer				15.00	Z1-03-1	35.0	44.1
A3GNN131	11ANN083	18.4-28	8	A6/A8	TT	R-1	467	18.4	1500	59.1	30/*40	20/*25	140/*140	20/*20	2310/*2120	5090/*4680	16.00	Z1-03-1	37.0	46.6
TBA	A1ANN125	14.9-28	6	A6/A8	TT	R-1	380	15.0	1365	53.7	30/*40	20/*25	140/*140	20/*20	1610/*1450	3550/*3200	13.00	Z1-03-1	35.0	44.1
A3GNN058	11ANN057	14.9-28	8	A6/A8	TT	R-1	380	15.0	1365	53.7	30/*40	20/*25	180/*180	26/*26	1880/*1700	4145/*3740	13.00	Z1-03-1	35.0	44.1
TBA	A1ANN124	13.6-28	4	A6/A8	TT	R-1	345	13.6	1310	51.6	30/*40	20/*25	100/*100	14/*14	1100/*1000	2425/*2200	12.00	Z1-03-1	34.0	42.8
TBA	11ANN069	13.6-28	6	A6/A8	TT	R-1	345	13.6	1310	51.6	30/*40	20/*25	160/*150	23/*22	1430/*1285	3155/*2830	12.00	Z1-03-1	34.0	42.8
A3GNN057	11ANN110	13.6-28	8	A6/A8	TT	R-1	345	13.6	1310	51.6	30/*40	20/*25	210/*190	30/*28	1645/*1500	3640/*3300	12.00	Z1-03-1	34.0	42.8
TBA	A1ANN035	13.6-28	10	A6/A8	TT	R-1	345	13.6	1310	51.6	30/*40	20/*25	250/*250	36/*36	1910/*1700	4210/*3740	12.00	Z1-03-1	34.0	42.8
TBA	A1ANN020	12.4-28	6	A6/A8	TT	R-1	315	12.4	1260	49.6	30/*40	20/*25	170/*170	24/*24	1275/*1150	2810/*2540	11.00	Z1-03-1	33.0	41.6
13GNN002	11ANN086	12.4-28	8	A6	TT	R-1	315	12.4	1260	49.6	30	20	230	33	1510	3330	11.00	Z1-03-1	33.0	41.6
A3GNN117	11ANN084	11.2-28	6	A6/A8	TT	R-1	285	11.2	1205	47.4	30/*40	20/*25	180/*180	26/*26	1115/*1000	2460/*2200	10.00	Z1-03-1	31.0	39.1
TBA	A4DNN011	11.2-28	8	A6	TT	R-1	285	11.2	1205	47.4	30	20	240	35	1305	2880	10.00	Z1-03-1	31.0	39.1
A3GNN059	11ANN048	16.9-30	8	A6/A8	TT	R-1	430	16.9	1485	58.5	30/*40	20/*25	170/*170	24/*24	2245/*2000	4950/*4400	15.00	Z1-03-1	35.0	44.1
TBA	11ANN081	16.9-30	8	A6/A8	TL	R-1	430	16.9	1485	58.5	30/*40	20/*25	170/*170	24/*24	2245/*2000	4950/*4400	15.00	TL	35.0	44.1
TBA	11ANN079	16.9-30	10	A6/A8	TT	R-1	430	16.9	1485	58.5	30/*40	20/*25	200/*190	29/*28	2455/*2240	5410/*4940	15.00	Z1-03-1	35.0	44.1
A3GNN060	11ANN055	18.4-30	8	A6/A8	TT	R-1	465	18.3	1550	61.0	30/*40	20/*25	140/*140	20/*20	2415/*2180	5325/*4800	16.00	Z1-03-1	37.0	46.6
A3GNN121	11ANN085	18.4-30	10	A6/A8	TT	R-1	465	18.3	1550	61.0	30/*40	20/*25	180/*180	26/*26	2815/*2500	6205/*5520	16.00	Z1-03-1	37.0	46.6



ADVANCE

2017 Advance Agricultural Tires Data Book

Effective December 2016

R-1

TRACTOR DRIVE DIAGONAL

CAT. No.	No.	Tyre Size	Ply Rating	Speed Symbol	Tyre Type	Pattern	Section Width		Overall Diameter		Max. Speed		Infl. Pressure		Max. Load		Design Rim Width	Tyre Valve	Tread Depth	
							mm	ins	mm	ins	km/h	mph	kPa	psi	kg	lbs			mm	32nds
TBA	A1ANN023	18.4-30	12	A6/A8	TT	R-1	465	18.3	1550	61.0	30/*40	20/*25	230/*220	33/*32	3180/*2900	7010/*6400	16.00	Z1-03-1	37.0	46.6
TBA	11ANN101	18.4-30	14	A6	TT	R-1	465	18.3	1550	61.0	30/*40	20/*25	290	42	3705	8170	16.00	Z1-03-1	37.0	46.6
13GNN082	11ANN099	23.1-30	8	A6/A8	TT	R-1	587	23.1	1705	67.1	30/*40	20/*25	110/*110	16/*16	3035/*2725	6690/*6000	20.00	Z1-03-1	37.0	46.6
A3GNN105	11ANN093	23.1-30	12	A6/A8	TT	R-1	587	23.1	1705	67.1	30/*40	20/*25	170/*170	25/*25	3850/3450	8490/*7600	20.00	Z1-03-1	37.0	46.6
TBA	11ANN044	11-32	8	A6	TT	R-1	305	12.0	1360	53.5	30	20	210	30	1260	2775	10.00	Z1-03-1	33.0	41.6
TBA	A1ANN027	24.5-32	12	A6/A8	TL	R-1	625	24.6	1805	71.1	30/*40	20/*25	170/*170	24/*24	4390/*4000	9680/*8800	21.00	TL	39.0	49.1
TBA	11ANN104	24.5-32	12	A6/A8	TT	R-1	625	24.6	1805	71.1	30/*40	20/*25	170/*170	24/*24	4390/*4000	9680/*8800	21.00	Z1-03-1	39.0	49.1
TBA	A3GNN099	24.5-32	16	A8	TL	R-1	625	24.6	1805	71.1	40	25	210	30	4500	9900	21.00	TL	39.0	49.1
A3GNN113	11ANN060	16.9-34	8	A6/A8	TT	R-1	430	16.9	1585	62.4	30/*40	20/*25	170/*170	24/*24	2380/*2120	5245/*4680	15.00	Z1-03-1	35.0	44.1
TBA	11ANN131	16.9-34	10	A6/A8	TT	R-1	430	16.9	1585	62.4	30/*40	20/*25	200/*190	29/*28	2605/*2360	5740/*5200	15.00	Z1-03-1	35.0	44.1
TBA	11ANN091	13.6-38	6	A8/A6	TT	R-1	345	13.6	1565	61.6	40/*30	25/*20	150/*160	22/*23	1500/*1660	3300/*3660	12.00	Z1-03-1	34.0	42.8
A3GNN114	11ANN054	13.6-38	8	A6	TT	R-1	345	13.6	1565	61.6	30	20	210	30	1910	4210	12.00	Z1-03-1	34.0	42.8
TBA	11ANN070	13.6-38	8	A6	TL	R-1	345	13.6	1565	61.6	30	20	210	30	1910	4210	12.00	TL	34.0	42.8
TBA	11ANN171	13.6-38	10	A6	TT	R-1	345	13.6	1565	61.6	30	20	250	36	2215	4885	12.00	Z1-03-1	34.0	42.8
A3GNN115	11ANN056	15.5-38	8	A8/A6	TT	R-1	395	15.6	1570	61.8	40/*30	25/*20	180	26	1850/*2060	4080/*4540	14.00	Z1-03-1	34.0	42.8
TBA	11ANN066	15.5-38	8	A8/A6	TL	R-1	395	15.6	1570	61.8	40/*30	25/*20	180	26	1850/*2060	4080/*4540	14.00	TL	34.0	42.8
TBA	11ANN170	15.5-38	10	A6	TT	R-1	395	15.6	1570	61.8	30	20	230	33	2320	5110	14.00	Z1-03-1	34.0	42.8
A3GNN116	11ANN061	16.9-38	8	A6/A8	TT	R-1	430	16.9	1685	66.3	30/*40	20/*25	170	24	2520/*2240	5555/*4940	15.00	Z1-03-1	35.0	44.1
TBA	11ANN080	16.9-38	8	A6/A8	TL	R-1	430	16.9	1685	66.3	30/*40	20/*25	170	24	2520/*2240	5555/*4940	15.00	TL	35.0	44.1
TBA	A4DNN004	20.8-38	8	A6/A8	TT	R-1	530	20.9	1835	72.2	30/*40	20/*25	130/*120	19/*18	3090/*2800	6810/*6150	18.00	Z1-03-1	38.0	47.9
TBA	11ANN082	20.8-38	10	A6/A8	TT	R-1	530	20.9	1835	72.2	30/*40	20/*25	160/*150	23/*22	3475/*3150	7660/*6950	18.00	Z1-03-1	38.0	47.9



ADVANCE

2017 Advance Agricultural Tires Data Book

Effective December 2016

R-1K

TRACTOR DRIVE DIAGONAL

- Universal tread pattern with better cost performance ratio
- Excellent traction for common conditions applications
- Recommended for no heavy-duty, good conditions applications



CAT. No.	No.	Tyre Size	Ply Rating	Speed Symbol	Tyre Type	Pattern	Section Width		Overall Diameter		Max. Speed		Infl. Pressure		Max. Load		Design Rim Width	Tyre Valve	Tread Depth	
							mm	ins	mm	ins	km/h	mph	kPa	psi	kg	lbs			mm	32nds
A3GNN013	A1ANN149	16.9-24	8	A6/*A8	TT	R-1K	430	16.9	1335	52.6	30/*40	20/*25	170/*170	24/*24	2040/*1850	4500/*4080	15.00	Z1-03-1	39.6	49.9
A3GNN017	A1ANN153	18.4-26	6	A6/*A8	TT	R-1K	465	18.3	1450	57.1	30/*40	20/*25	110/*110	16/*16	1990/*1800	4385/*3960	16.00	Z1-03-1	39.6	49.9
TBA	A3GNN077	18.4-26	10	A6/*A8	TT	R-1K	465	18.3	1450	57.1	30/*40	20/*25	180/*180	26/*26	2645/*2360	5830/*5200	16.00	Z1-03-1	39.6	49.9
A3GNN056	A1ANN183	18.4-26	12	A6/*A8	TT	R-1K	465	18.3	1450	57.1	30/*40	20/*25	230/*220	33/*32	2985/*2650	6580/*5840	16.00	Z1-03-1	39.6	49.9
A3GNN020	A1ANN154	23.1-26	10	A6/*A8	TT	R-1K	590	23.2	1605	63.2	30/*40	20/*25	140/*140	20/*20	3245/*2900	7155/*6400	20.00	Z1-03-1	42.0	52.9
A3GNN054	11ANN165	23.1-26	12	A6/*A8	TT	R-1K	590	23.2	1605	63.2	30/*40	20/*25	170/*170	24/*24	3610/*3250	7960/*7150	20.00	Z1-03-1	42.0	52.9
TBA	A3INN118	23.1-26	14	A6/*A8	TT	R-1K	590	23.2	1605	63.2	30/*40	20/*25	200/*190	29/*28	3970/*3550	8750/*7850	20.00	Z1-03-1	42.0	52.9
TBA	13GNN012	23.1-26	16	A6/*A8	TT	R-1K	590	23.2	1605	63.2	30/*40	20/*25	Please contact manufacturer				20.00	Z1-03-1	42.0	52.9
A3GNN012	A1ANN148	13.6-28	6	A6/*A8	TT	R-1K	345	13.6	1310	51.6	30/*40	20/*25	160/*150	23/*22	1430/*1285	3155/*2830	12.00	Z1-03-1	37.0	46.6
A3GNN029	A1ANN163	14.9-28	6	A6/*A8	TT	R-1K	380	15.0	1365	53.7	30/*40	20/*25	140/*140	20/*20	1610/*1450	3550/*3200	13.00	Z1-03-1	38.0	47.9
A3GNN030	A1ANN164	16.9-28	6	A6/*A8	TT	R-1K	430	16.9	1435	56.5	30/*40	20/*25	130/*120	19/*18	1840/*1650	4055/*3640	15.00	Z1-03-1	39.0	49.1
TBA	A3GNN052	16.9-28	8	A6/*A8	TT	R-1K	430	16.9	1435	56.5	30/*40	20/*25	170/*170	24/*24	2175/*1950	4795/*4300	15.00	Z1-03-1	39.0	49.1
A3GNN014	A1ANN150	16.9-30	6	A6/*A8	TT	R-1K	430	16.9	1485	58.5	30/*40	20/*25	130/*120	19/*18	1900/*1700	4190/*3740	15.00	Z1-03-1	39.0	49.1
TBA	A3INN073	16.9-30	8	A6/*A8	TT	R-1K	430	16.9	1485	58.5	30/*40	20/*25	170/*170	24/*24	2245/*2000	4950/*4400	15.00	Z1-03-1	39.0	49.1
A3GNN031	A1ANN165	18.4-30	6	A6/*A8	TT	R-1K	465	18.3	1550	61.0	30/*40	20/*25	110/*110	16/*16	2120/*1900	4675/*4190	16.00	Z1-03-1	39.6	49.9
A3GNN048	A1ANN178	18.4-30	10	A6/*A8	TT	R-1K	465	18.3	1550	61.0	30/*40	20/*25	180/*180	26/*26	2815/*2500	6205/*5520	16.00	Z1-03-1	39.6	49.9
A3GNN021	A1ANN155	24.5-32	10	A6/*A8	TT	R-1K	625	24.6	1805	71.1	30/*40	20/*25	140/*140	20/*20	3950/*3550	8710/*7850	21.00	Z1-03-1	43.0	54.2
A3GNN047	A1ANN177	24.5-32	12	A6/*A8	TT	R-1K	625	24.6	1805	71.1	30/*40	20/*25	170/*170	24/*24	4390/*4000	9680/*8800	21.00	Z1-03-1	43.0	54.2
A3GNN015	A1ANN151	16.9-34	6	A6/*A8	TT	R-1K	430	16.9	1585	62.4	30/*40	20/*25	130/*120	19/*18	2015/*1800	4440/*3960	15.00	Z1-03-1	39.0	49.1
A3GNN018	A1ANN184	18.4-34	8	A6/*A8	TT	R-1K	465	18.3	1655	65.2	30/*40	20/*25	140/*140	20/*20	2565/*2300	5655/*5080	16.00	Z1-03-1	39.6	49.9
A3GNN049	A1ANN179	18.4-34	10	A6/*A8	TT	R-1K	465	18.3	1655	65.2	30/*40	20/*25	180/*180	26/*26	2990/*2725	6590/*6000	16.00	Z1-03-1	39.6	49.9
A3GNN025	A1ANN159	13.6-38	8	A6	TT	R-1K	345	13.6	1565	61.6	30	20	210	30	1910	4210	12.00	Z1-03-1	37.0	46.6
TBA	A3INN006	13.6-38	8	A6	TT	R-1K	345	13.6	1565	61.6	30	20	210	30	1910	4210	12.00	Z1-03-1	37.0	46.6
A3GNN026	A1ANN160	15.5-38	8	A8/*A6	TT	R-1K	395	15.6	1570	61.8	40/*30	25/*20	180	26	1850/*2060	4080/*4540	14.00	Z1-03-1	37.0	46.6
TBA	A3INN077	15.5-38	10	A6	TT	R-1K	395	15.6	1570	61.8	30	20	230	33	2320	5110	14.00	Z1-03-1	37.0	46.6
A3GNN016	A1ANN152	16.9-38	8	A6/*A8	TT	R-1K	430	16.9	1685	66.3	30/*40	20/*25	170	24	2520/*2240	5555/*4940	15.00	Z1-03-1	39.0	49.1
TBA	A3GNN055	16.9-38	10	A6	TT	R-1K	430	16.9	1685	66.3	30	20	200	29	2760	6085	15.00	Z1-03-1	39.0	49.1
A3GNN019	A1ANN185	18.4-38	8	A6/*A8	TT	R-1K	465	18.3	1755	69.1	30/*40	20/*25	140/*140	20/*20	2715/*2430	5985/*5360	16.00	Z1-03-1	39.6	49.9
A3GNN050	A1ANN180	18.4-38	10	A6/*A8	TT	R-1K	465	18.3	1755	69.1	30/*40	20/*25	180/*180	26/*26	3165/*2900	6975/*6400	16.00	Z1-03-1	39.6	49.9
A3GNN027	A1ANN161	20.8-38	8	A6/*A8	TT	R-1K	530	20.9	1835	72.2	30/*40	20/*25	130/*120	19/*18	3090/*2800	6810/*6150	18.00	Z1-03-1	42.0	52.9
A3GNN082	11ANN124	20.8-38	10	A6/*A8	TT	R-1K	530	20.9	1835	72.2	30/*40	20/*25	160/*150	23/*22	3475/*3150	7660/*6950	18.00	Z1-03-1	42.0	52.9
A3GNN053	A1ANN182	20.8-38	12	A6/*A8	TT	R-1K	530	20.9	1835	72.2	30/*40	20/*25	200/*190	29/*28	4000/*3550	8800/*7850	18.00	Z1-03-1	42.0	52.9
TBA	11ANN113	20.8-38	14	A8	TT	R-1K	530	20.9	1835	72.2	40	25	220	32	3875	8550	18.00	Z1-03-1	42.0	52.9



ADVANCE

2017 Advance Agricultural Tires Data Book

Effective December 2016

R-1K*

TRACTOR DRIVE DIAGONAL

- Universal tread pattern with better cost performance ratio
- Excellent traction for common conditions applications
- Recommended for no heavy-duty, good conditions applications



CAT. No.	No.	Tyre Size	Ply Rating	Speed Symbol	Tyre Type	Pattern	Section Width		Overall Diameter		Max. Speed		Infl. Pressure		Max. Load		Design Rim Width	Tyre Valve	Tread Depth	
							mm	ins	mm	ins	km/h	mph	kPa	psi	kg	lbs			mm	32nds
A3GNP007	A1ANP047	11.2-24	4	A6/*A8	TT	R-1K*	285	11.2	1105	43.5	30/*40	20/*25	130/*120	19/*18	845/*750	1860/*1655	10.00	Z1-03-1	34.0	42.8
A3GNP010	A1ANP050	11.2-24	8	A6	TT	R-1K*	285	11.2	1105	43.5	30	20	240	35	1225	2700	10.00	Z1-03-1	34.0	42.8
A3GNN028	A1ANN162	12.4-24	4	A6/*A8	TT	R-1K*	315	12.4	1160	45.7	30/*40	20/*25	110/*110	16/*16	945/*850	2085/*1870	11.00	Z1-03-1	33.0	41.6
A3GNN051	A1ANN181	12.4-24	8	A6/*A8	TT	R-1K*	315	12.4	1160	45.7	30/*40	20/*25	230/*220	33/*32	1415/*1285	3120/*2830	11.00	Z1-03-1	33.0	41.6
A3GNN022	A1ANN156	14.9-24	6	A6/*A8	TT	R-1K*	380	15.0	1265	49.8	30/*40	20/*25	140/*140	20/*20	1510/*1360	3330/*3000	13.00	Z1-03-1	36.0	45.4
A3GNN034	A1ANN166	11.2-28	4	A6/*A8	TT	R-1K*	285	11.2	1205	47.4	30/*40	20/*25	130/*120	19/*18	900/*800	1980/*1760	10.00	Z1-03-1	31.0	39.1
TBA	11ANN201	11.2-28	8	A6	TT	R-1K*	285	11.2	1205	47.4	30	20	240	35	1305	2880	10.00	Z1-03-1	31.0	39.1
A3GNN024	A1ANN158	12.4-28	4	A6/*A8	TT	R-1K*	315	12.4	1260	49.6	30/*40	20/*25	110/*110	16/*16	1005/*900	2215/*1980	11.00	Z1-03-1	33.0	41.6
TBA	A3GNN128	12.4-28	8	A6	TT	R-1K*	315	12.4	1260	49.6	30	20	230	33	1510	3330	11.00	Z1-03-1	33.0	41.6

* Economical design



ADVANCE

2017 Advance Agricultural Tires Data Book
Effective December 2016

R-1A

TRACTOR DRIVE DIAGONAL

- Larger lug for good wear, better puncture-resistant properties
- Recommended for hillside operations and for occasional short drives on-the-road



CAT. No.	No.	Tyre Size	Ply Rating	Speed Symbol	Tyre Type	Pattern	Section Width		Overall Diameter		Max. Speed		Infl. Pressure		Max. Load		Design Rim Width	Tyre Valve	Tread Depth	
							mm	ins	mm	ins	km/h	mph	kPa	psi	kg	lbs			mm	32nds
13GNN003	11ANP005	9.5-24	6	A6/*A8	TT	R-1A	241	9.5	1048	41.3	30/*40	20/*25	210/*210	30/*30	940/*850	2070/*1870	8.00	Z1-03-1	30.0	37.8
A3GNP030	11ANP060	9.5-24	8	A6/*A8	TT	R-1A	241	9.5	1048	41.3	30	20	280	40	1110	2440	8.00	Z1-03-1	30.0	37.8



ADVANCE

2017 Advance Agricultural Tires Data Book
Effective December 2016

R-1C

TRACTOR DRIVE DIAGONAL

- Double angle design with a wide space between lugs to ensure self-cleaning, good traction, driving stability properties in any kind of soil
- Larger lug for good wear, better puncture-resistant properties
- Recommended for hillside operations and for occasional short drives on-the-road



CAT. No.	No.	Tyre Size	Ply Rating	Speed Symbol	Tyre Type	Pattern	Section Width		Overall Diameter		Max. Speed		Infl. Pressure		Max. Load		Design Rim Width	Tyre Valve	Tread Depth	
							mm	ins	mm	ins	km/h	mph	kPa	psi	kg	lbs			mm	32nds
A3GNN001	11ANN008	13.6-24	6	A6/*A8	TT	R-1C	345	13.6	1210	47.6	30/*40	20/*25	160/*150	23/*22	1340/*1215	2955/*2680	12.00	Z1-03-1	37.0	46.6
TBA	11ANN009	13.6-24	8	A6/*A8	TT	R-1C	345	13.6	1210	47.6	30/*40	20/*25	210/*190	30/*28	1545/*1400	3405/*3080	12.00	Z1-03-1	37.0	46.6
TBA	11ANN252	14.9-24	6	A6/*A8	TT	R-1C	380	15.0	1265	49.8	30/*40	20/*25	140/*140	20/*20	1510/*1360	3330/*3000	13.00	Z1-03-1	38.0	47.9
TBA	11ANN236	14.9-24	8	A6/*A8	TT	R-1C	380	15.0	1265	49.8	30/*40	20/*25	180/*180	26/*26	1760/*1600	3880/*3520	13.00	Z1-03-1	38.0	47.9
TBA	11ANN253	14.9-24	10	A6/*A8	TT	R-1C	380	15.0	1265	49.8	30/*40	20/*25	230/*220	33/*32	1990/*1800	4390/*3960	13.00	Z1-03-1	38.0	47.9
TBA	11ANN319	14.9-24	12	A8	TT	R-1C	380	15.0	1265	49.8	40	25	260	38	2000	4400	13.00	Z1-03-1	38.0	47.9
13GNN013	11ANN090	14.9-26	8	A6/*A8	TT	R-1C	378	14.9	1315	51.8	30/*40	20/*25	180/*180	26/*26	1820/*1650	4010/*3640	13.00	Z1-03-1	36.0	45.4
TBA	11ANN316	14.9-26	12	A6/*A8	TT	R-1C	378	14.9	1315	51.8	30	20	275	40	2310	5080	13.00	Z1-03-1	36.0	45.4
TBA	11ANN283	12.4-28	8	A6	TT	R-1C	315	12.4	1260	49.6	30	20	230	33	1510	3330	11.00	Z1-03-1	36.0	45.4
TBA	11ANN058	13.6-28	6	A6/*A8	TT	R-1C	345	13.6	1310	51.6	30/*40	20/*25	160/*150	23/*22	1430/*1285	3155/*2830	12.00	Z1-03-1	37.0	46.6
TBA	11ANN059	13.6-28	8	A6/*A8	TT	R-1C	345	13.6	1310	51.6	30/*40	20/*25	210/*190	30/*28	1645/*1500	3640/*3300	12.00	Z1-03-1	37.0	46.6
TBA	11ANN017	14.9-28	6	A6/*A8	TT	R-1C	380	15.0	1365	53.7	30/*40	20/*25	140/*140	20/*20	1610/*1450	3550/*3200	13.00	Z1-03-1	38.0	47.9
A3GNN003	11ANN018	14.9-28	8	A6/*A8	TT	R-1C	380	15.0	1365	53.7	30/*40	20/*25	180/*180	26/*26	1880/*1700	4145/*3740	13.00	Z1-03-1	38.0	47.9
TBA	11ANN016	14.9-28	10	A6/*A8	TT	R-1C	380	15.0	1365	53.7	30/*40	20/*25	230/*220	33/*32	2120/*1900	4680/*4180	13.00	Z1-03-1	38.0	47.9
TBA	11ANN320	14.9-28	12		TT	R-1C	380	15.0	1365	53.7	40	25	270	39	2100	4620	13.00	Z1-03-1	38.0	47.9
13GNN093	11ANN109	16.9-28	10	A6/*A8	TT	R-1C	430	16.9	1435	56.5	30/*40	20/*25	200/*190	29/*28	2380/*2120	5245/*4680	15.00	Z1-03-1	39.0	49.1
TBA	11ANN020	14.9-30	6	A6/*A8	TT	R-1C	378	14.9	1415	55.7	30/*40	20/*25	140/*140	20/*20	1665/*1500	3670/*3300	13.00	Z1-03-1	38.0	47.9
TBA	11ANN021	14.9-30	8	A6/*A8	TT	R-1C	378	14.9	1415	55.7	30/*40	20/*25	180/*180	26/*26	1940/*1750	4275/*3860	13.00	Z1-03-1	38.0	47.9
TBA	11ANN019	14.9-30	10	A6/*A8	TT	R-1C	378	14.9	1415	55.7	30/*40	20/*25	230/*220	33/*32	2190/*1950	4830/*4300	13.00	Z1-03-1	38.0	47.9
A3GNN068	11ANN122	30.5L-32	16	A8	TT	R-1C	775	30.5	1820	71.7	40	25	180	26	5000	11000	27.00	Z1-03-1	45.0	56.7
A3GNN066	A1ANN126	30.5L-32	16	A8	TL	R-1C	775	30.5	1820	71.7	40	25	180	26	5000	11000	27.00	TL	45.0	56.7
A3GNN100	A1ANN141	30.5L-32	18	A8	TL	R-1C	775	30.5	1820	71.7	40	25	190	28	5355	11780	27.00	TL	45.0	56.7
13GNN080	11ANN007	12-38	8	A6	TT	R-1C	330	13.0	1575	62.0	30	20	140	20	1570	3460	11.00	Z1-03-1	38.0	47.9
TBA	11ANN112	12-38	12	A6	TT	R-1C	330	13.0	1575	62.0	30	20	260	38	2200	4850	11.00	Z1-03-1	38.0	47.9
TBA	11ANN125	12-38	14	A6	TT	R-1C	330	13.0	1575	62.0	30	20	320	46	2480	5465	11.00	Z1-03-1	38.0	47.9
13GNN047	11ANN296	13.6-38	10	A6	TT	R-1C	345	13.6	1565	61.6	30	20	250	36	2215	4885	12.00	Z1-03-1	37.0	46.6



ADVANCE

2017 Advance Agricultural Tires Data Book
Effective December 2016

R-1E

TRACTOR DRIVE DIAGONAL

- Double angle design with a wide space between lugs to ensure self-cleaning, good traction, driving stability properties in any kind of soil
- Larger lug for good wear, better puncture-resistant properties
- Recommended for hillside operations and for occasional short drives on-the-road



CAT. No.	No.	Tyre Size	Ply Rating	Speed Symbol	Tyre Type	Pattern	Section Width		Overall Diameter		Max. Speed		Infl. Pressure		Max. Load		Design Rim Width	Tyre Valve	Tread Depth	
							mm	ins	mm	ins	km/h	mph	kPa	psi	kg	lbs			mm	32nds
13GNN083	11ANN323	12.4-28	8	A6	TT	R-1E	315	12.4	1260	49.6	30	20	230	33	1510	3330	11.00	Z1-03-1	37.0	46.6
13GNN059	11ANN290	12.4-28	12	A6	TT	R-1E	315	12.4	1260	49.6	30	20	340	49	1915	4215	11.00	Z1-03-1	37.0	46.6
13GNN084	11ANN324	13.6-28	8	A6/*A8	TT	R-1E	345	13.6	1310	51.6	30/*40	20/*25	210/*190	30/*28	1645/*1500	3625/*3300	12.00	Z1-03-1	40.0	50.4
TBA	11ANN292	13.6-28	12	A8	TT	R-1E	345	13.6	1310	51.6	40	25	290	42	1900	4180	12.00	Z1-03-1	40.0	50.4
13GNN085	11ANN325	14.9-28	8	A6/*A8	TT	R-1E	380	15.0	1365	53.7	30/*40	20/*25	180/*180	26/*26	1880/*1700	4145/*3740	13.00	Z1-03-1	38.0	47.9
13GNN098	11ANN337	14.9-28	10	A6/*A8	TT	R-1E	378	14.9	1367	53.8	30/*40	20/*25	230/*220	33/*32	2120/*1900	4680/*4180	13.00	Z1-03-1	38.0	47.9
13GNN060	11ANN310	14.9-28	12	A6/*A8	TT	R-1E	378	14.9	1367	53.8	30/*40	20/*25	270/*270	39/*39	2310/*2100	5080/*4620	13.00	Z1-03-1	38.0	47.9



ADVANCE

2017 Advance Agricultural Tires Data Book

Effective December 2016

R-1G

TRACTOR DRIVE DIAGONAL

- 23° tread bars provide good traction and self-cleaning properties
- Larger lug for good wear, better puncture-resistant properties
- Recommended for hillside operations and for occasional short drives on-the-road
- Large contact area, good stability and traction in loose and soft field



CAT. No.	No.	Tyre Size	Ply Rating	Speed Symbol	Tyre Type	Pattern	Section Width		Overall Diameter		Max. Speed		Infl. Pressure		Max. Load		Design Rim Width	Tyre Valve	Tread Depth	
							mm	ins	mm	ins	km/h	mph	kPa	psi	kg	lbs			mm	32nds
TBA	11ANN278	16.9-30	8	A6/*A8	TT	R-1G	430	16.9	1485	58.5	30/*40	20/*25	170/*170	24/*24	2245/*2000	4950/*4400	15.00	Z1-03-1	40.0	50.4
13GNN092	11ANN263	16.9-30	10	A6/*A8	TT	R-1G	430	16.9	1485	58.5	30/*40	20/*25	200/*190	29/*28	2455/*2240	5410/*4940	15.00	Z1-03-1	40.0	50.4
TBA	11ANN279	16.9-30	12	A6/*A8	TT	R-1G	430	16.9	1485	58.5	30/*40	20/*25	240/*230	35/*34	2730/*2500	6000/*5520	15.00	Z1-03-1	40.0	50.4
TBA	11ANN225	18.4-30	8	A6/*A8	TT	R-1G	465	18.3	1550	61.0	30/*40	20/*25	140/*140	20/*20	2415/*2180	5325/*4800	16.00	Z1-03-1	40.0	50.4
13GNN007	11ANN255	18.4-30	10	A6/*A8	TT	R-1G	465	18.3	1550	61.0	30/*40	20/*25	180/*180	26/*26	2815/*2500	6205/*5520	16.00	Z1-03-1	40.0	50.4
TBA	11ANN317	18.4-30	12	A6/*A8	TT	R-1G	465	18.3	1550	61.0	30/*40	20/*25	230/*220	33/*32	3180/*2900	7010/*6400	16.00	Z1-03-1	40.0	50.4
13GNN008	11ANN260	18.4-30	14	A6	TT	R-1G	465	18.3	1550	61.0	30/*40	20/*25	290	42	3705	8170	16.00	Z1-03-1	40.0	50.4
TBA	11ANN280	16.9-34	8	A6/*A8	TT	R-1G	430	16.9	1585	62.4	30/*40	20/*25	170/*170	24/*24	2380/*2120	5245/*4680	15.00	Z1-03-1	40.0	50.4
A3GNN135	11ANN264	16.9-34	10	A6/*A8	TT	R-1G	430	16.9	1585	62.4	30/*40	20/*25	200/*190	29/*28	2605/*2360	5740/*5200	15.00	Z1-03-1	40.0	50.4
TBA	11ANN034	18.4-34	8	A6/*A8	TT	R-1G	465	18.3	1655	65.2	30/*40	20/*25	140/*140	20/*20	2565/*2300	5655/*5080	16.00	Z1-03-1	40.0	50.4
TBA	11ANN032	18.4-34	10	A6/*A8	TT	R-1G	465	18.3	1655	65.2	30/*40	20/*25	180/*180	26/*26	2990/*2725	6590/*6000	16.00	Z1-03-1	40.0	50.4
13GNN004	11ANN106	18.4-34	12	A6	TT	R-1G	465	18.3	1655	65.2	30/*40	20/*25	230/*220	33/*32	3375/*3000	7440/*6600	16.00	Z1-03-1	40.0	50.4
13GNN046	11ANN154	18.4-34	10	A6/*A8	TT	R-1G	465	18.3	1655	65.2	30/*40	20/*25	180/*180	26/*26	2990/*2725	6590/*6000	16.00	Z1-03-1	41.5	52.3
13GNN053	11ANN309	18.4-34	12	A6	TT	R-1G	465	18.3	1655	65.2	30/*40	20/*25	230/*220	33/*32	3375/*3000	7440/*6600	16.00	Z1-03-1	41.5	52.3
TBA	A1ANN147	16.9-38	10	A6	TT	R-1G	430	16.9	1685	66.3	30	20	200	29	2760	6085	15.00	Z1-03-1	39.0	49.0
TBA	11ANN037	18.4-38	8	A8/*A6	TT	R-1G	467	18.4	1755	69.1	40/*30	25/*20	140	20	2430/*2715	5360/*5985	16.00	Z1-03-1	40.0	50.4
A3GNN133	11ANN036	18.4-38	10	A8/*A6	TT	R-1G	467	18.4	1755	69.1	40/*30	25/*20	180	26	2900/*3165	6400/*6975	16.00	Z1-03-1	40.0	50.4
TBA	11ANN105	18.4-38	12	A8/*A6	TT	R-1G	467	18.4	1755	69.1	40/*30	25/*20	220/*230	32/*33	3250/*3575	7150/*7880	16.00	Z1-03-1	40.0	50.4
13GNN006	11ANN111	18.4-38	16	A8	TT	R-1G	467	18.4	1755	69.1	40	25	280	40	3650	8030	16.00	Z1-03-1	40.0	50.4
TBA	11ANN065	18.4-38	18	A8	TT	R-1G	467	18.4	1755	69.1	40	25	Please contact manufacturer				16.00	Z1-03-1	40.0	50.4
TBA	11ANN137	18.4-38	20	A8	TT	R-1G	467	18.4	1755	69.1	40	25	Please contact manufacturer				16.00	Z1-03-1	40.0	50.4
13GNN001	11ANN114	18.4-42	10	A8/*A6	TT	R-1G	467	18.4	1857	73.1	40/*30	25/*20	180	26	3000/*3330	6600/*7340	16.00	Z1-03-1	37.0	46.6



ADVANCE

2017 Advance Agricultural Tires Data Book

Effective December 2016

R-11G

TRACTOR DRIVE DIAGONAL

- Special design for irrigation machines applications
- Special ozone resistant compound of tread and sidewall ensure service more than 10 years



CAT. No.	No.	Tyre Size	Ply Rating	Speed Symbol	Tyre Type	Pattern	Section Width		Overall Diameter		Max. Speed		Infl. Pressure		Max. Load		Design Rim Width	Tyre Valve	Tread Depth	
							mm	ins	mm	ins	km/h	mph	kPa	psi	kg	lbs			mm	32nds
A3GNP054	11ANP058	11.2-24	4	A6	TT	R-11G	285	11.2	1205	47.4	30	20	130	19	845	1862	10.00	Z1-03-1	25.0	31.5
A3GNN124	11ANN307	14.9-24	4	A6/*A8	TT	R-11G*	380	15.0	1265	49.8	30/*40	20/*25	100/*80	14/*12	1210/*1000	2665/*2200	13.00	Z1-03-1	25.0	31.5
A3GNN086	11ANN050	14.9-24	4	A6/*A8	TT	R-11G	380	15.0	1265	49.8	30/*40	20/*25	100/*80	14/*12	1210/*1000	2665/*2200	13.00	Z1-03-1	30.0	37.8
TBA	11ANN051	14.9-24	6	A6/*A8	TT	R-11G	380	15.0	1265	49.8	30/*40	20/*25	140/*140	20/*20	1510/*1360	3330/*3000	13.00	Z1-03-1	30.0	37.8
13GNN072	11ANN052	14.9-24	8	A6/*A8	TT	R-11G	380	15.0	1265	49.8	30/*40	20/*25	180/*180	26/*26	1760/*1600	3880/*3520	13.00	Z1-03-1	30.0	37.8
A3GNN118	11ANN293	11.2-38	4	A8/*A6	TT	R-11G	285	11.2	1465	57.7	40/*30	25/*20	120	18	950/*950	2090/*2090	10.00	Z1-03-1	25.0	31.5

* Economical design



ADVANCE

2017 Advance Agricultural Tires Data Book
Effective December 2016

R-1M

TRACTOR DRIVE DIAGONAL

- 23° tread bars provide good traction and self-cleaning properties
- Larger lug for good wear, better puncture-resistant properties
- Recommended for hillside operations and for occasional short drives on-the-road
- Large contact area, good stability and traction in loose and soft field



CAT. No.	No.	Tyre Size	Ply Rating	Speed Symbol	Tyre Type	Pattern	Section Width		Overall Diameter		Max. Speed		Infl. Pressure		Max. Load		Design Rim Width	Tyre Valve	Tread Depth	
							mm	ins	mm	ins	km/h	mph	kPa	psi	kg	lbs			mm	32nds
TBA	11ANN098	15-24	10	A6	TT	R-1M	410	16.1	1330	52.4	30	20	280	41	2800	6170	14.00	Z1-03-1	35.0	44.1
13GNN096	11ANN335	15-24	12	A6	TT	R-1M	410	16.1	1330	52.4	30	20	335	48	2490	5480	14.00	Z1-03-1	35.0	44.1
13GNN097	11ANN336	15-24	14	A6	TT	R-1M	410	16.1	1330	52.4	30	20	390	57	2730	6005	14.00	Z1-03-1	35.0	44.1



ADVANCE

2017 Advance Agricultural Tires Data Book
Effective December 2016

R-1W

TRACTOR DRIVE DIAGONAL

- Deeper lugs to provide high traction and self-cleaning under wet field conditions
- Good tread compound for good tear-resistant, better puncture-resistant properties
- Good wear, long life



CAT. No.	No.	Tyre Size	Ply Rating	Speed Symbol	Tyre Type	Pattern	Section Width		Overall Diameter		Max. Speed		Infl. Pressure		Max. Load		Design Rim Width	Tyre Valve	Tread Depth	
							mm	ins	mm	ins	km/h	mph	kPa	psi	kg	lbs			mm	32nds
TBA	11ANN288	15.5-38	10	A8	TT	R-1W	394	15.5	1569	61.8	40	25	230	33	2120	4680	14.00	Z1-03-1	42.0	52.9
TBA	11ANN289	15.5-38	12	A8	TT	R-1W	394	15.5	1569	61.8	40	25	280	41	2430	5360	14.00	Z1-03-1	42.0	52.9



ADVANCE

2017 Advance Agricultural Tires Data Book

Effective December 2016

R-1Y

TRACTOR DRIVE DIAGONAL

- Deeper lugs with center wider studs provide excellent traction and good self-cleaning properties
- Good tread compound for good tear-resistant, better puncture-resistant properties
- Good wear, long life
- Drives stability and occasional short drives on-the-road



CAT. No.	No.	Tyre Size	Ply Rating	Speed Symbol	Tyre Type	Pattern	Section Width		Overall Diameter		Max. Speed		Infl. Pressure		Max. Load		Design Rim Width	Tyre Valve	Tread Depth	
							mm	ins	mm	ins	km/h	mph	kPa	psi	kg	lbs			mm	32nds
13GNN086	11ANN326	16.9-30	10	A6/*A8	TT	R-1Y	430	16.9	1485	58.5	30/*40	20/*25	200/*190	29/*28	2455/*2240	5410/*4940	15.00	Z1-03-1	39.0	49.0
13GNN054	11ANN312	16.9-30	14	A8	TT	R-1Y	430	16.9	1485	58.5	40	25	280	40	2725	6000	15.00	Z1-03-1	39.0	49.0
TBA	11ANN269	18.4-30	10	A6/*A8	TT	R-1Y	465	18.3	1550	61.0	30/*40	20/*25	180/*180	26/*26	2815/*2500	6205/*5520	16.00	Z1-03-1	49.0	61.7
13GNN087	11ANN327	18.4-30	12	A6/*A8	TT	R-1Y	465	18.3	1550	61.0	30/*40	20/*25	230/*220	33/*32	3180/*2900	7010/*6400	16.00	Z1-03-1	49.0	61.7
13GNN061	11ANN308	18.4-30	14	A6	TT	R-1Y	465	18.3	1550	61.0	30/*40	20/*25	290	42	3705	8170	16.00	Z1-03-1	49.0	61.7



ADVANCE

2017 Advance Agricultural Tires Data Book

Effective December 2016

R-1Z

TRACTOR DRIVE DIAGONAL

- Deeper lugs with center wider studs provide excellent traction and good self-cleaning properties
- Good tread compound for good tear-resistant, better puncture-resistant properties
- Good wear, long life
- Drives stability and occasional short drives on-the-road



CAT. No.	No.	Tyre Size	Ply Rating	Speed Symbol	Tyre Type	Pattern	Section Width		Overall Diameter		Max. Speed		Infl. Pressure		Max. Load		Design Rim Width	Tyre Valve	Tread Depth	
							mm	ins	mm	ins	km/h	mph	kPa	psi	kg	lbs			mm	32nds
TBA	13GNN088	12.4-28	8	A6	TT	R-1Z	315	12.4	1260	49.6	30	20	230	33	1510	3330	11.00	Z1-03-1	36.0	45.4
TBA	11ANN303	12.4-28	12	A6	TT	R-1Z	315	12.4	1260	49.6	30	20	340	49	1915	4215	11.00	Z1-03-1	36.0	45.4
13GNN089	11ANN328	13.6-28	12	A6/*A8	TT	R-1Z	345	13.6	1310	51.6	30/*40	20/*25	210/*190	30/*28	1645/*1500	3625/*3300	12.00	Z1-03-1	37.0	46.6
TBA	11ANN291	13.6-28	12	A8	TT	R-1Z	345	13.6	1310	51.6	40	25	290	42	1900	4180	12.00	Z1-03-1	37.0	46.6



ADVANCE

2017 Advance Agricultural Tires Data Book

Effective December 2016

R-2

TRACTOR DRIVE DIAGONAL

- Extra-deep tread for extra traction and less slip in wet soil
- Curved tread bars self-clean better
- Buttressed tie bars for improved wear and performance
- Bolstered nose for long wear



CAT. No.	No.	Tyre Size	Ply Rating	Speed Symbol	Tyre Type	Pattern	Section Width		Overall Diameter		Max. Speed		Infl. Pressure		Max. Load		Design Rim Width	Tyre Valve	Tread Depth	
							mm	ins	mm	ins	km/h	mph	kPa	psi	kg	lbs			mm	32nds
13GNP014	11ANP052	9.5-24	6	A6/*A8	TT	R-2	241	9.5	1074	42.3	30/*40	20/*25	210/*210	30/*30	940/*850	2070/*1870	8.00	Z1-03-1	60.0	75.7
A3GNN072	11ANN013	14.9-24	6	A6/*A8	TT	R-2	378	14.9	1305	51.4	30/*40	20/*25	140/*140	20/*20	1510/*1360	3330/*3000	13.00	Z1-03-1	65.0	81.9
13GNN009	11ANN273	14.9-24	8	A6/*A8	TT	R-2	378	14.9	1305	51.4	30/*40	20/*25	180/*180	26/*26	1760/*1600	3880/*3520	13.00	Z1-03-1	65.0	81.9
13GNN055	11ANN294	14.9-28	8	A6/*A8	TT	R-2	378	14.9	1406	55.4	30/*40	20/*25	180/*180	26/*26	1880/*1700	4140/*3740	13.00	Z1-03-1	73.0	92.0
TBA	11ANN305	14.9-28	10	A6/*A8	TT	R-2	378	14.9	1406	55.4	30/*40	20/*25	230/*220	33/*32	2120/*1900	4670/*4180	13.00	Z1-03-1	73.0	92.0
13GNN056	11ANN287	18.4-30	12	A6/*A8	TT	R-2	467	18.4	1599	63.0	30/*40	20/*25	230/*220	33/*32	3180/*2900	7010/*6400	16.00	Z1-03-1	81.0	102.0
13GNN050	11ANN298	23.1-30	10	A6/*A8	TT	R-2	587	23.1	1764	69.4	30/*40	20/*25	140/*140	20/*20	3460/*3075	7630/*6800	20.00	Z1-03-1	89.0	112.1
TBA	11ANN297	900/60-32	12	A6/*A8	TL	R-2	886	34.9	1957	77.0	30/*40	20/*25	240	35	7600/*7100	16750/*15650	30.00	TL	95.0	119.7
TBA	11ANN033	18.4-34	6	A6/*A8	TT	R-2	467	18.4	1700	66.9	30/*40	20/*25	110/*110	16/*16	2250/*2000	4960/*4400	16.00	Z1-03-1	80.0	100.8
13GNN075	11ANN035	18.4-34	8	A6/*A8	TT	R-2	467	18.4	1700	66.9	30/*40	20/*25	140/*140	20/*20	2565/*2300	5655/*5080	16.00	Z1-03-1	80.0	100.8
A3GNN073	11ANN123	18.4-34	10	A6/*A8	TT	R-2	467	18.4	1700	66.9	30/*40	20/*25	180/*180	26/*26	2990/*2725	6590/*6000	16.00	Z1-03-1	80.0	100.8
TBA	11ANN304	18.4-38	10	A6/*A8	TT	R-2	467	18.4	1802	70.9	30/*40	20/*25	180/*180	26/*26	3165/*2900	6980/*6400	16.00	Z1-03-1	81.0	102.0



ADVANCE

2017 Advance Agricultural Tires Data Book
Effective December 2016

R-3

TRACTOR DRIVE DIAGONAL

- Designed for multi-purpose tractors provides high flotation on soft soil
- Suitable for sandy areas, airports, golf courses, and cemetery and on-the-road, industrial and road construction equipment
- Non-aggressive multi-block tread for excellent forward, reverse and lateral traction
- Maximum flotation and minimum turf disturbance assured for turf and other sensitive areas
- Strong nylon construction provides long life



CAT. No.	No.	Tyre Size	Ply Rating	Speed Symbol	Tyre Type	Pattern	Section Width		Overall Diameter		Max. Speed		Infl. Pressure		Max. Load		Design Rim Width	Tyre Valve	Tread Depth	
							mm	ins	mm	ins	km/h	mph	kPa	psi	kg	lbs			mm	32nds
TBA	11ANP051	9.5-24	4	A6/*A8	TT	R-3	240	9.4	1025	40.4	30/*40	20/*25	140/*140	20/*20	740/*670	1630/*1480	8.00	Z1-03-1	11.0	13.9
TBA	11ANP050	9.5-24	6	A6/*A8	TT	R-3	240	9.4	1025	40.4	30/*40	20/*25	210/*210	30/*30	940/*850	2070/*1870	8.00	Z1-03-1	11.0	13.9
TBA	A1FNN003	14.9-24	6	A6/*A8	TL	R-3	386	15.2	1255	49.4	30/*40	20/*25	140/*140	20/*20	1510/*1360	3330/*3000	13.00	TL	20.0	25.2
TBA	11ANN203	14.9-24	8	A6/*A8	TL	R-3	386	15.2	1255	49.4	30/*40	20/*25	180/*180	26/*26	1760/*1600	3880/*3520	13.00	TL	20.0	25.2
TBA	11ANN249	14.9-24	8	A6/*A8	TT	R-3	386	15.2	1255	49.4	30/*40	20/*25	180/*180	26/*26	1760/*1600	3880/*3520	13.00	Z1-03-1	20.0	25.2
A3GNN032	A1ANN128	16.9-28	12	A8	TL	R-3	430	16.9	1410	55.5	40	25	230	33	2540	5590	15.00	TL	21.0	26.5
A3GNN033	A1ANN129	16.9-30	12	A6/*A8	TL	R-3	430	16.9	1460	57.5	30/*40	20/*25	240/*230	35/*34	2730/*2500	6020/*5520	15.00	TL	21.0	26.5



ADVANCE

2017 Advance Agricultural Tires Data Book
Effective December 2016

R-3A

TRACTOR DRIVE DIAGONAL

- Designed for multi-purpose tractors provides high flotation on soft soil
- Non-aggressive multi-block tread for excellent forward, reverse and lateral traction
- Maximum flotation and minimum turf disturbance assured for turf and other sensitive areas
- Strong nylon construction provides long life



CAT. No.	No.	Tyre Size	Ply Rating	Speed Symbol	Tyre Type	Pattern	Section Width		Overall Diameter		Max. Speed		Infl. Pressure		Max. Load		Design Rim Width	Tyre Valve	Tread Depth	
							mm	ins	mm	ins	km/h	mph	kPa	psi	kg	lbs			mm	32nds
TBA	11AGO070	620/70-26	8	A6	TT	R-3A	625	24.6	1504	59.2	30	20	110	16	2575	5680	20.00	Z1-04-1	16.0	20.2



ADVANCE

2017 Advance Agricultural Tires Data Book

Effective December 2016

R-4

TRACTOR DRIVE DIAGONAL

- Excellent traction and flotation characteristics
- Wide lugs for optimum durability and long life in construction service
- Tough nylon-cord body for superior impact resistance
- Super-tough tread for long tire life on hard-surface roads
- Designed specifically for light-construction machines such as tractors, loaders and backhoes



CAT. No.	No.	Tyre Size	Ply Rating	Speed Symbol	Tyre Type	Pattern	Section Width		Overall Diameter		Max. Speed		Infl. Pressure		Max. Load		Design Rim Width	Tyre Valve	Tread Depth	
							mm	ins	mm	ins	km/h	mph	kPa	psi	kg	lbs			mm	32nds
TBA	A1ANN002	14.9-24	8	A8	TL	R-4	378	14.9	1241	48.9	40	25	210	30	2300	5080	13.00	TL	25.4	32.0
TBA	A1ANN007	16.9-24	8	A8	TL	R-4	429	16.9	1309	51.5	40	25	190	28	2650	5840	15.00	TL	26.0	32.8
TBA	A1ANN004	16.9-24	10	A8	TL	R-4	429	16.9	1309	51.5	40	25	220	32	3000	6600	15.00	TL	26.0	32.8
A3GNN061	A1ANN005	16.9-24	12	A8	TL	R-4	429	16.9	1309	51.5	40	25	260	38	3250	7150	15.00	TL	26.0	32.8
A3GNN107	A1ANN006	16.9-24	14	A8	TL	R-4	429	16.9	1309	51.5	40	25	290	42	3450	7600	15.00	TL	26.0	32.8
TBA	A1ANN127	18.4-24	8	A8	TL	R-4	467	18.4	1375	54.1	40	25	170	25	2900	6400	16.00	TL	28.0	35.3
TBA	A1ANN188	18.4-24	10	A8	TL	R-4	467	18.4	1375	54.1	40	25	210	30	3350	7400	16.00	TL	28.0	35.3
A3GNN094	A1ANN011	18.4-24	12	A8	TL	R-4	467	18.4	1375	54.1	40	25	250	36	3875	8550	16.00	TL	28.0	35.3
TBA	11ANN075	18.4-28	8	A8	TL	R-4	467	18.4	1477	58.1	40	25	170	25	3075	6800	15.00	TL	28.0	35.3
TBA	A1ANN010	17.5L-24	8	A8	TL	R-4	445	17.5	1241	48.9	40	25	170	25	2430	5360	15.00	TL	26.5	33.4
TBA	A1ANN008	17.5L-24	10	A8	TL	R-4	445	17.5	1241	48.9	40	25	220	32	2800	6150	15.00	TL	26.5	33.4
A3GNN062	A1ANN009	17.5L-24	12	A8	TL	R-4	445	17.5	1241	48.9	40	25	260	38	2995	6605	15.00	TL	26.5	33.4
TBA	A1ANN200	17.5L-24	18	A8	TL	R-4	445	17.5	1241	48.9	40	25	400	58	3890	8545	15.00	TL	26.5	33.4
A3GNN063	A1ANN012	19.5L-24	12	A8	TL	R-4	495	19.5	1314	51.7	40	25	230	33	3450	7605	17.00	TL	29.5	37.2
TBA	A1ANN029	19.5L-24	14	A8	TL	R-4	495	19.5	1314	51.7	40	25	260	38	3700	8155	17.00	TL	29.5	37.2
A3GNN064	A1ANN013	21L-24	12	A8	TL	R-4	533	21.0	1378	54.3	40	25	220	32	3875	8545	18.00	TL	29.5	37.2
TBA	A1ANN014	21L-24	16	A8	TL	R-4	533	21.0	1378	54.3	40	25	280	41	4500	9900	18.00	TL	29.5	37.2



ADVANCE

2017 Advance Agricultural Tires Data Book
Effective December 2016

R-4A XHD / RA-4A XHD+

TRACTOR DRIVE DIAGONAL

- Excellent traction and flotation characteristics
- Wide lugs for optimum durability and long life in construction service
- Tough nylon-cord body for superior impact resistance
- Super-tough tread for long tire life on hard-surface roads
- Designed specifically for light-construction machines such as tractors, loaders and backhoes



R-4A XHD

CAT. No.	No.	Tyre Size	Ply Rating	Speed Symbol	Tyre Type	Pattern	Section Width		Overall Diameter		Max. Speed		Infl. Pressure		Max. Load		Design Rim Width	Tyre Valve	Tread Depth	
							mm	ins	mm	ins	km/h	mph	kPa	psi	kg	lbs			mm	32nds
TBA	A3GNN103	14.9-24	8	A8	TL	R-4A	378	14.9	1241	48.9	40	25	210	30	2300	5080	13.00	TL	25.4	32.0
A3GNN035	A1ANN136	14.9-24	12	A8	TL	R-4A	378	14.9	1241	48.9	40	25	290	42	2900	6395	13.00	TL	25.4	32.0
A3GNN044	A1ANN174	19.5L-24	14	A8	TL	R-4A	495	19.5	1314	51.7	40	25	260	38	3700	8155	17.00	TL	28.5	35.9
A3GNN046	A1ANN176	21L-24	16	A8	TL	R-4A	533	21.0	1378	54.3	40	25	280	41	4500	9920	18.00	TL	31.8	40.1
A3GNN037	A1ANN168	16.9-24	12	A8	TL	R-4A	429	16.9	1309	51.5	40	25	260	38	3250	7150	15.00	TL	25.4	32.0
A3GNN040	A1ANN171	17.5L-24	12	A8	TL	R-4A	445	17.5	1241	48.9	40	25	260	38	2995	6605	15.00	TL	25.4	32.0

R-4A XHD+

CAT. No.	No.	Tyre Size	Ply Rating	Speed Symbol	Tyre Type	Pattern	Section Width		Overall Diameter		Max. Speed		Infl. Pressure		Max. Load		Design Rim Width	Tyre Valve	Tread Depth	
							mm	ins	mm	ins	km/h	mph	kPa	psi	kg	lbs			mm	32nds
A3GNN038	A1ANN169	16.9-24	12	A8	TL	R-4A	429	16.9	1309	51.5	40	25	260	38	3250	7150	15.00	TL	25.4	32.0
A3GNN041	A1ANN172	17.5L-24	12	A8	TL	R-4A	445	17.5	1241	48.9	40	25	260	38	2995	6605	15.00	TL	25.4	32.0



ADVANCE

2017 Advance Agricultural Tires Data Book

Effective December 2016

R-4B

TRACTOR DRIVE DIAGONAL

- Excellent traction and flotation characteristics
- Wide lugs for optimum durability and long life in construction service
- Super-tough tread for long tire life on hard-surface roads
- Designed specifically for light-construction machines such as tractors, loaders and backhoes



CAT. No.	No.	Tyre Size	Ply Rating	Speed Symbol	Tyre Type	Pattern	Section Width		Overall Diameter		Max. Speed		Infl. Pressure		Max. Load		Design Rim Width	Tyre Valve	Tread Depth	
							mm	ins	mm	ins	km/h	mph	kPa	psi	kg	lbs			mm	32nds
A3GNN036	A1ANN167	14.9-24	12	A8	TL	R-4B	378	14.9	1241	48.9	40	25	290	42	2900	6395	13.00	TL	25.4	32.0
A3GNN039	A1ANN170	16.9-24	12	A8	TL	R-4B	429	16.9	1309	51.5	40	25	250	36	3100	6850	15.00	TL	28.0	35.3
A3GNN042	A1ANN173	17.5L-24	12	A8	TL	R-4B	445	17.5	1241	48.9	40	25	260	38	2995	6605	15.00	TL	25.4	32.0
A3GNN043	A1ANN133	19.5L-24	12	A8	TL	R-4B	495	19.5	1314	51.7	40	25	230	33	3450	7605	17.00	TL	28.5	35.9
A3GNN045	A1ANN175	21L-24	12	A8	TL	R-4B	533	21.0	1378	54.3	40	25	220	32	3875	8545	18.00	TL	29.0	36.5



ADVANCE

2017 Advance Agricultural Tires Data Book

Effective December 2016

R-4D

TRACTOR DRIVE DIAGONAL

- Industrial drive wheel tires, constructed for non-agricultural applications
- A heavy nylon construction and special tread compound are designated to achieve best results on industrial use as well as on/off-the-road and building site services
- The newly developed tread design gives more traction and breaking power as well as high mileage even in on-the-road service



CAT. No.	No.	Tyre Size	Ply Rating	Speed Symbol	Tyre Type	Pattern	Section Width		Overall Diameter		Max. Speed		Infl. Pressure		Max. Load		Design Rim Width	Tyre Valve	Tread Depth	
							mm	ins	mm	ins	km/h	mph	kPa	psi	kg	lbs			mm	32nds
TBA	11ANN116	18.4-26	12	A8	TT	R-4D	467	18.4	1426	56.1	40	25	250	36	4000	8810	16.00	Z1-03-1	29.0	36.5
TBA	A1ANN120	18.4-26	16	A8	TT	R-4D	467	18.4	1426	56.1	40	25	285	41	3110	6840	16.00	Z1-03-1	29.0	36.5
A3GNN089	A1ANN033	18.4-26	12	A8	TL	R-4D	467	18.4	1426	56.1	40	25	250	36	4000	8810	16.00	TL	29.0	36.5
A3GNN109	A1ANN030	18.4-26	14	A8	TL	R-4D	467	18.4	1426	56.1	40	25	250	36	2875	6325	16.00	TL	29.0	36.5
A3GNN093	A1ANN031	18.4-26	16	A8	TL	R-4D	467	18.4	1426	56.1	40	25	285	41	3110	6840	16.00	TL	29.0	36.5
TBA	11ANN115	16.9-28	12	A8	TT	R-4D	429	16.9	1410	55.5	40	25	260	38	3550	7825	15.00	Z1-03-1	28.0	35.3
A3GNN065	A1ANN032	16.9-28	12	A8	TL	R-4D	429	16.9	1410	55.5	40	25	260	38	3550	7825	15.00	TL	28.0	35.3
A3GNN092	A1ANN121	16.9-28	14	A8	TL	R-4D	429	16.9	1410	55.5	40	25	270	39	2670	5870	15.00	TL	28.0	35.3



ADVANCE

2017 Advance Agricultural Tires Data Book

Effective December 2016

R-4C

TRACTOR DRIVE DIAGONAL

- Traction pattern suitable for front wheels of backhoe loader and wheel loaders
- Designed for on and off-the road services in any weather
- Reinforced sidewall and strong nylon casing provides improved resistance to road hazards



CAT. No.	No.	Tyre Size	Ply Rating	Speed Symbol	Tyre Type	Pattern	Section Width		Overall Diameter		Max. Speed		Infl. Pressure		Max. Load		Design Rim Width	Tyre Valve	Tread Depth	
							mm	ins	mm	ins	km/h	mph	kPa	psi	kg	lbs			mm	32nds
A3GNN080	A1ANN187	10.5/80-18	4	A6	TL	R-4C	274	10.8	881	34.7	30	20	480	70	1530	3375	W9	TL	25.4	32.0
A3GNN081	A1ANN145	12.5/80-18	16	A6	TL	R-4C	308	12.1	962	37.9	30	20	490	71	2180	4805	W9	TL	25.4	32.0



ADVANCE

2017 Advance Agricultural Tires Data Book
Effective December 2016

R-1T

SMALL TRACTOR DIAGONAL

- Deeper lugs with center wider studs provide excellent traction and good self-cleaning properties
- Good tread compound for good tear-resistant, better puncture-resistant properties
- Good wear, long life
- Drives stability and occasional short drives on-the-road



CAT. No.	No.	Tyre Size	Ply Rating	Speed Symbol	Tyre Type	Pattern	Section Width		Overall Diameter		Max. Speed		Infl. Pressure		Max. Load		Design Rim Width	Tyre Valve	Tread Depth	
							mm	ins	mm	ins	km/h	mph	kPa	psi	kg	lbs			mm	32nds
TBA	11ANP808	6.00-12	6	A6	TT	R-1T	165	6.5	640	25.2	30	20	250	36	405	890	4.50	CF01	22.0	27.7
TBA	11ANP818	6.00-16	6	A6	TT	R-1T	165	6.5	745	29.3	30	20	250	36	495	1090	4.50	CJ01	23.0	29.0
TBA	11ANP811	7.50-16	8	A6	TT	R-1T	205	8.1	810	31.9	30	20	290	42	750	1650	5.50	CJ01	25.0	31.5
TBA	11ANP821	8.3-20	6	A6	TT	R-1T	210	8.3	895	35.2	30	20	240	35	695	1530	7.00	Z1-03-1	29.0	36.5
TBA	11ANP813	8.3-20	8	A6	TT	R-1T	210	8.3	895	35.2	30	20	300	43	885	1950	7.00	Z1-03-1	29.0	36.5



ADVANCE

2017 Advance Agricultural Tires Data Book

Effective December 2016

R-1S

SMALL TRACTOR DIAGONAL

- Multi-angle bar design
- Lower angle at the shoulder for better traction
- Higher angle at center of tread for longer wear
- Flexible sidewall compound with super-tough tread for superior, snag resistant and long wear
- A strong nylon carcass against mechanical failures and moisture deterioration
- Special tread design for puncture-resistance in cotton and sugar cane field



CAT. No.	No.	Tyre Size	Ply Rating	Speed Symbol	Tyre Type	Pattern	Section Width		Overall Diameter		Max. Speed		Infl. Pressure		Max. Load		Design Rim Width	Tyre Valve	Tread Depth	
							mm	ins	mm	ins	km/h	mph	kPa	psi	kg	lbs			mm	32nds
13GNP009	11ANP061	6.00-16	6	A6	TT	R-1S	165	6.5	745	29.3	30	20	250	36	495	1090	4.50	CJ01	26.0	32.8
TBA	11ANP064	6.00-16	8	A6	TT	R-1S	165	6.5	745	29.3	30	20	360	52	550	1210	4.50	CJ01	26.0	32.8
13GNP010	11ANP062	6.50-16	6	A6	TT	R-1S	180	7.1	765	30.1	30	20	250	36	565	1240	5.00	CJ01	26.0	32.8
13GNP011	11ANP063	7.50-16	6	A6	TT	R-1S	205	8.1	810	31.9	30	20	210	30	650	1430	5.50	CJ01	26.0	32.8
TBA	11ANP065	7.50-16	8	A6	TT	R-1S	205	8.1	810	31.9	30	20	290	42	750	1650	5.50	CJ01	26.0	32.8



ADVANCE

2017 Advance Agricultural Tires Data Book
Effective December 2016

R-1X

SMALL TRACTOR DIAGONAL

- Deeper lugs with center wider studs provide excellent traction and good self-cleaning properties
- Good tread compound for good tear-resistant, better puncture-resistant properties
- Good wear, long life
- Drives stability and occasional short drives on-the-road



CAT. No.	No.	Tyre Size	Ply Rating	Speed Symbol	Tyre Type	Pattern	Section Width		Overall Diameter		Max. Speed		Infl. Pressure		Max. Load		Design Rim Width	Tyre Valve	Tread Depth	
							mm	ins	mm	ins	km/h	mph	kPa	psi	kg	lbs			mm	32nds
TBA	A3ANP820	8.00-18	12	A6	TT	R-1X	216	8.5	861	33.9	30	20	470	68	1250	2750	6.00	Please contact manufacturer		



ADVANCE

2017 Advance Agricultural Tires Data Book

Effective December 2016

R-1Z

SMALL TRACTOR DIAGONAL

- Deeper lugs with center wider studs provide excellent traction and good self-cleaning properties
- Good tread compound for good tear-resistant, better puncture-resistant properties
- Good wear, long life
- Drives stability and occasional short drives on-the-road



CAT. No.	No.	Tyre Size	Ply Rating	Speed Symbol	Tyre Type	Pattern	Section Width		Overall Diameter		Max. Speed		Infl. Pressure		Max. Load		Design Rim Width	Tyre Valve	Tread Depth	
							mm	ins	mm	ins	km/h	mph	kPa	psi	kg	lbs			mm	32nds
TBA	11ANP812	7.50-20	8	A6	TT	R-1Z	205	8.1	910	35.8	30	20	280	40	875	1930	5.50	Z1-02-2	26.0	32.8



ADVANCE

2017 Advance Agricultural Tires Data Book
Effective December 2016

PR-1

PADDY FIELD DIAGONAL

- Extra-deep tread for extra traction and less slip in paddy field
- Curved tread bars self-clean better
- Buttressed tie bars for improved wear and performance
- Bolstered nose for long wear



CAT. No.	No.	Tyre Size	Ply Rating	Speed Symbol	Tyre Type	Pattern	Section Width		Overall Diameter		Max. Speed		Infl. Pressure		Max. Load		Design Rim Width	Tyre Valve	Tread Depth	
							mm	ins	mm	ins	km/h	mph	kPa	psi	kg	lbs			mm	32nds
13GNP013	11ANP049	8.3-20	6	A2	TT	PR-1	210	8.3	950	37.4	10	5	270	39	970	2140	7.00	Z1-03-1	80.0	100.8
TBA	11ANP023	8.3-24	6	A2	TT	PR-1	210	8.3	1050	41.3	10	5	270	39	1135	2500	7.00	Z1-03-1	80.0	100.8
13GNP012	11ANP017	8.3-24	8	A2	TT	PR-1	210	8.3	1050	41.3	10	5	350	51	1320	2910	7.00	Z1-03-1	80.0	100.8
TBA	11ANP053	9.5-24	6	A2	TT	PR-1	240	9.4	1150	45.3	10	5	240	35	1315	2900	8.00	Z1-03-1	75.0	94.5
13GNP008	11ANP059	11.2-24	6	A2	TT	PR-1	285	11.2	1205	47.4	10	5	210	30	1465	3230	10.00	Z1-03-1	80.0	100.8
TBA	11ANN285	12.4-26	6	A2	TT	PR-1	315	12.4	1265	49.8	10	5	200	29	1730	3810	11.00	Z1-03-1	85.0	107.1
TBA	11ANN121	12.4/11-28	6	A2	TT	PR-1	305	12.0	1315	51.8	10	5	160	23	1000	2200	10.00	Z1-03-1	84.0	105.8
13GNN076	11ANN094	12.4/11-28	8	A2	TT	PR-1	305	12.0	1315	51.8	10	5	220	32	1200	2640	10.00	Z1-03-1	84.0	105.8
13GNN051	11ANN299	14.9-30	8	A2	TT	PR-1	378	14.9	1560	61.4	10	5	180	26	1940	4280	13.00	Z1-03-1	92.0	115.9
13GNN094	11ANN332	14.9-30	10	A2	TT	PR-1	378	14.9	1560	61.4	10	5	230	33	2190	4830	13.00	Z1-03-1	92.0	115.9
13GNN073	11ANN045	11-32	8	A2	TT	PR-1	305	12.0	1490	58.7	10	5	230	33	1330	2930	10.00	Z1-03-1	84.0	105.8
13GNN074	11ANN286	16.9-34	10	A2	TT	PR-1	430	16.9	1685	66.3	10	5	220	32	3385	7460	15.00	Z1-03-1	88.0	110.1
13GNN052	11ANN300	13.6-38	8	A2	TT	PR-1	345	13.6	1710	67.3	10	5	230	33	2675	5900	12.00	Z1-03-1	92.0	115.9
13GNN095	11ANN333	13.6-38	10	A2	TT	PR-1	345	13.6	1710	67.3	10	5	250	36	2780	6130	12.00	Z1-03-1	92.0	115.9



ADVANCE

2017 Advance Agricultural Tires Data Book

Effective December 2016

LS-2A

FORESTRY DIAGONAL

- Developed for use on forestry heavy machines and logging industry working under heavy terrain conditions
- 23° tread bars and thicker bars to protect against cuts,snags and tears
- High traction abilities,low slippage
- A strong nylon carcass,steel belts,strong and thick sidewall and special tread compound are main construction characteristics
- Heavy-duty bead and rim-guard helps keep out debris



CAT. No.	No.	Tyre Size	Ply Rating	Speed Symbol	Tyre Type	Pattern	Section Width		Overall Diameter		Max. Speed		Infl. Pressure		Max. Load		Design Rim Width	Tyre Valve	Tread Depth	
							mm	ins	mm	ins	km/h	mph	kPa	psi	kg	lbs			mm	32nds
A3GGL014	A1AGL018	16.9-30	10	A6	TT	LS-2A	429	16.9	1511	59.5	30	20	210	30	2575	5680	15.00	Z1-03-1	48.0	60.5
A3GGL009	A1AGL019	18.4-26	10	A6	TT	LS-2A	467	18.4	1476	58.1	30	20	170	25	2575	5680	16.00	Z1-03-1	51.0	64.3
A3GGL012	A1AGL020	18.4-30	10	A6	TT	LS-2A	467	18.4	1577	62.1	30	20	170	25	2725	6000	16.00	Z1-03-1	51.0	64.3
A3GGL010	A1AGL021	18.4-34	10	A6	TT	LS-2A	467	18.4	1679	66.1	30	20	170	25	2900	6400	16.00	Z1-03-1	51.0	64.3
A3GGL011	A1AGL027	18.4-34	12	A6	TT	LS-2A	467	18.4	1679	66.1	30	20	210	30	3250	7150	16.00	Z1-03-1	51.0	64.3
A3GGL016	A1AGL022	23.1-26	14	A6	TT	LS-2A	587	23.1	1632	64.3	30	20	210	30	4125	9100	20.00	Z1-03-1	53.0	66.8
TBA	A1AGL015	23.1-26	14	A6	TL	LS-2A	587	23.1	1632	64.3	30	20	210	30	4125	9100	20.00	TL	53.0	66.8
A3GGL001	A1AGL023	23.1-26	16	A6	TT	LS-2A	587	23.1	1632	64.3	30	20	240	35	4500	9900	20.00	Z1-03-1	53.0	66.8
A3GGL002	A1AGL024	24.5-32	16	A6	TT	LS-2A	622	24.5	1831	72.1	30	20	210	30	5000	11000	21.00	Z1-03-1	55.5	69.9
A3GGL013	A1AGL016	24.5-32	16	A6	TL	LS-2A	622	24.5	1831	72.1	30	20	210	30	5000	11000	21.00	TL	55.5	69.9
A3GGL006	A1AGL041	24.5-32	20	A6	TT	LS-2A	622	24.5	1831	72.1	30	20	240	35	5500	12125	21.00	Z1-03-1	55.5	69.9
A3GGL005	A1AGL040	28L-26	14	A6	TT	LS-2A	714	28.1	1644	64.7	30	20	170	25	4250	9350	25.00	Z1-03-1	55.0	69.3
TBA	A1AGL017	28L-26	14	A6	TL	LS-2A	714	28.1	1644	64.7	30	20	170	25	4250	9350	25.00	TL	55.0	69.3
A3GGL003	A1AGL025	28L-26	18	A6	TT	LS-2A	714	28.1	1644	64.7	30	20	210	30	4800	10580	25.00	Z1-03-1	55.0	69.3
TBA	A1AGL014	28L-26	18	A6	TL	LS-2A	714	28.1	1644	64.7	30	20	210	30	4800	10580	25.00	TL	55.0	69.3
A3GGL007	A1AGL042	28L-26	20	A6	TT	LS-2A	714	28.1	1644	64.7	30	20	240	35	5150	11400	25.00	Z1-03-1	55.0	69.3
A3GGL015	A1AGL045	28L-26	24	A6	TT	LS-2A	714	28.1	1644	64.7	30	20	Please contact manufacturer				25.00	Z1-03-1	55.0	69.3



ADVANCE

2017 Advance Agricultural Tires Data Book
Effective December 2016

LS-2

FORESTRY DIAGONAL

- Developed for use on forestry heavy machines and logging industry working under heavy terrain conditions
- 23° tread bars and thicker bars to protect against cuts,snags and tears
- High traction abilities,low slippage
- A strong nylon carcass,steel belts,strong and thick sidewall and special tread compound are main construction characteristics
- Heavy-duty bead and rim-guard helps keep out debris



CAT. No.	No.	Tyre Size	Ply Rating	Speed Symbol	Tyre Type	Pattern	Section Width		Overall Diameter		Max. Speed		Infl. Pressure		Max. Load		Design Rim Width	Tyre Valve	Tread Depth	
							mm	ins	mm	ins	km/h	mph	kPa	psi	kg	lbs			mm	32nds
A3GGL004	A1AGL026	30.5L-32	18	A6	TT	LS-2	775	30.5	1847	72.7	30	20	210	30	5950	13115	27.00	Z1-03-1	55.5	69.9
TBA	A1AGL013	30.5L-32	18	A6	TL	LS-2	775	30.5	1847	72.7	30	20	210	30	5950	13115	27.00	TL	55.5	69.9
TBA	A1AGL007	30.5L-32*	18	A6	TT	LS-2	775	30.5	1847	72.7	30	20	210	30	5950	13115	27.00	Z1-03-1	55.5	69.9
A3GGL008	A1AGL043	30.5L-32	20	A6	TT	LS-2	775	30.5	1847	72.7	30	20	240	35	6450	14220	27.00	Z1-03-1	55.5	69.9

* Nylon Breaker



ADVANCE

2017 Advance Agricultural Tires Data Book

Effective December 2016

I-1

IMPLEMENT DIAGONAL

- Designed for top performance on free-rolling wheels on wagons and trailers
- Cut-resistant sidewall reduces downtime
- Shock-fortified nylon-cord body resists impacts
- Specially fortified rubber resists stubble punctures and tire erosion



CAT. No.	No.	Tyre Size	Ply Rating	Speed Symbol	Tyre Type	Pattern	Section Width		Overall Diameter		Max. Speed		Infl. Pressure		Max. Load		Design Rim Width	Tyre Valve	Tread Depth	
							mm	ins	mm	ins	km/h	mph	kPa	psi	kg	lbs			mm	32nds
A3GNP817	A3ANP847	8.5L-14	6	B	TT	I-1	216	8.5	721	28.4	50	30	250	36	850	1870	6.00	13TR型	6.0	7.6
A3GNP818	A3ANP848	9.5L-14	8	B	TT	I-1	241	9.5	741	29.2	50	30	300	44	1090	2400	7.00	15TR型	6.5	8.2
A3GNP821	A3ANP849	11L-14	6	B	TT	I-1	279	11.0	752	29.6	50	30	190	28	925	2040	8.00	13TR型	6.5	8.2
TBA	A3ANP851	5.70-15	6	B	TT	I-1	150	5.9	652	25.7	50	30	330	48	675	1490	4.50	15TR型	6.5	8.2
A3GNP812	A3ANP852	5.90-15	4	B	TT	I-1	155	6.1	665	26.2	50	30	250	36	515	1140	4.50	15TR型	6.0	7.6
A3GNP814	A3ANP854	6.70-15	6	B	TT	I-1	170	6.7	704	27.7	50	30	300	44	730	1610	4.50	15TR型	6.0	7.6
TBA	A3GNP815	7.60-15	8	B	TT	I-1	193	7.6	734	28.9	50	30	360	52	950	2090	5.50	15TR型	6.0	7.6
A3GNP816	A3ANP856	7.60-15	8	B	TL	I-1	193	7.6	734	28.9	50	30	360	52	950	2090	5.50	TL	6.0	7.6
TBA	A3GNP819	9.5L-15	8	B	TT	I-1	241	9.5	767	30.2	50	30	300	44	1120	2470	7.00	15TR型	6.5	8.2
A3GNP820	A3ANP858	9.5L-15	8	B	TL	I-1	241	9.5	767	30.2	50	30	300	44	1120	2470	7.00	TL	6.5	8.2
TBA	A3GNP855	9.5L-15	12	B	TL	I-1	241	9.5	767	30.2	50	30	440	64	1450	3200	7.00	TL	6.5	8.2
A3GNP822	A3ANP850	27x9.50-15	8	B	TL	I-1	229	9.0	686	27.0	50	30	410	60	850	1870	7.00	TL	9.5	12.0
A3GNP016	A1ANP056	10.00-15	8	B	TL	I-1	274	10.8	853	33.6	50	30	280	40	1450	3200	8.00	TL	8.5	10.7
TBA	A3GNP854	11L-15	12	B	TL	I-1	279	11.0	777	30.6	50	30	360	52	1450	3200	8.00	TL	6.5	8.2
TBA	A3GNP830	11L-15	8	B	TT	I-1	279	11.0	777	30.6	50	30	250	36	1150	2540	8.00	15TR型	6.5	8.2
A3GNP823	A3ANP863	11L-15	8	B	TL	I-1	279	11.0	777	30.6	50	30	250	36	1150	2540	8.00	TL	6.5	8.2
TBA	A1ANP026	11L-15	8	B	TT	I-1	279	11.0	777	30.6	50	30	250	36	1150	2540	8.00	15TR型	6.5	8.2
A3GNP052	A1ANP020	11L-15	10	B	TT	I-1	279	11.0	777	30.6	50	30	300	44	1320	2910	8.00	15TR型	6.5	8.2
TBA	A1ANP022	12.5L-15	10	B	TT	I-1	318	12.5	823	32.4	50	30	300	44	1550	3420	10.00	15TR型	7.0	8.8
A3GNP019	A1ANP059	12.5L-15	10	B	TT	I-1	318	12.5	823	32.4	50	30	300	44	1360	3000	10.00	15TR型	7.0	8.8
A3GNP038	A1ANP064	12.5L-15	10	B	TL	I-1	318	12.5	823	32.4	50	30	300	44	1550	3420	10.00	TL	7.0	8.8
A3GNP037	A1ANP063	12.5L-15	12	B	TL	I-1	318	12.5	823	32.4	50	30	360	52	1750	3860	10.00	TL	7.0	8.8
A3GNP813	A3ANP853	6.00-16	6	B	TT	I-1	159	6.3	712	28.0	50	30	300	44	690	1520	4.00	15TR型	6.5	8.2
A3GNP017	A1ANP057	11L-16	8	B	TT	I-1	279	11.0	803	31.6	50	30	250	36	1215	2680	8.00	15TR型	6.5	8.2
A3GNP018	A1ANP058	12.5L-16	10	B	TT	I-1	318	12.5	848	33.4	50	30	300	44	1600	3520	10.00	15TR型	7.0	8.8
A3GNP035	A1ANP042	12.5L-16	12	B	TT	I-1	318	12.5	848	33.4	50	30	360	52	1800	3960	10.00	15TR型	7.0	8.8
TBA	A1ANP023	12.5L-16	10	B	TT	I-1	318	12.5	848	33.4	50	30	300	44	1600	3520	10.00	15TR型	7.0	8.8
13GNP004	11ANP046	14L-16.1	8	B	TL	I-1	356	14.0	940	37.0	50	30	220	32	1750	3860	11.00	TL	9.5	12.0
A3GNP039	A1ANP044	14L-16.1	12	B	TL	I-1	356	14.0	940	37.0	50	30	300	44	2120	4680	11.00	TL	9.5	12.0
13GNP002	11ANP047	16.5L-16.1	10	B	TL	I-1	419	16.5	1024	40.3	50	30	250	36	2360	5200	14.00	TL	12.0	15.1
A3GNP040	11ANP048	16.5L-16.1	14	B	TL	I-1	419	16.5	1024	40.3	50	30	330	48	2900	6400	14.00	TL	12.0	15.1



ADVANCE

2017 Advance Agricultural Tires Data Book

Effective December 2016

I-1

IMPLEMENT DIAGONAL

- DOT approved for highway speeds on farm implements and wagons in agricultural service
- Multi-rib design increases lateral stability
- For intermittent highway use only



CAT. No.	No.	Tyre Size	Ply Rating	Speed Symbol	Tyre Type	Pattern	Section Width		Overall Diameter		Max. Speed		Infl. Pressure		Max. Load		Design Rim Width	Tyre Valve	Tread Depth	
							mm	ins	mm	ins	km/h	mph	kPa	psi	kg	lbs			mm	32nds
A3GNP860	A3ANP830	9.5L-15FI	10	J	TL	I-1	241	9.5	767	30.2	100	60	520	75	1400	3080	7.00	TL	6.5	8.2
A3GNP856	A3ANP826	11L-15FI	12	J	TL	I-1	279	11.0	777	30.6	100	60	620	90	1550	3420	8.00	TL	6.5	8.2
A3GNP858	A3ANP828	12.5L-15FI	12	J	TL	I-1	318	12.5	823	32.4	100	60	620	90	2120	4680	10.00	TL	7.0	8.8
TBA	A1ANP070	14L-16.1FI	8	J	TL	I-1	356	14.0	940	37.0	100	60	310	45	1950	4300	11.00	TL	9.5	12.0
TBA	A1ANP071	16.5L-16.1FI	8	J	TL	I-1	419	16.5	1024	40.3	100	60	310	45	2500	5520	14.00	TL	12	15.1



ADVANCE

2017 Advance Agricultural Tires Data Book

Effective December 2016

I-1A

IMPLEMENT DIAGONAL

- Modern universal tread pattern suitable for a wide range of agricultural uses.
- For modern farming designed for on and off-the-road implement applications
- Low-section implement tires with high load capacity and minimum soil compaction
- A strong nylon construction for best performances and durability



CAT. No.	No.	Tyre Size	Ply Rating	Speed Symbol	Tyre Type	Pattern	Section Width		Overall Diameter		Max. Speed		Infl. Pressure		Max. Load		Design Rim Width	Tyre Valve	Tread Depth	
							mm	ins	mm	ins	km/h	mph	kPa	psi	kg	lbs			mm	32nds
B3ANP722	B3GNP722	7.00-12	6	A8	TL	I-1A	200	7.9	667	26.3	40	25	250	36	690	1520	4.25	TL	8.0	10.1
B3ANP726	B3GNP726	10.0/80-12	10	A8	TL	I-1A	264	10.4	710	28	40	25	390	57	1450	3200	9.00	TL	9.0	11.3
B3ANP703	B3GNP703	10.0/75-15.3	10	A8	TL	I-1A	264	10.4	760	29.9	40	25	390	57	1550	3420	9.00	TL	8.5	10.7
B3ANP704	B3GNP704	10.0/75-15.3	12	A8	TL	I-1A	264	10.4	760	29.9	40	25	470	68	1700	3750	9.00	TL	8.5	10.7
B3ANP705	B3GNP705	10.0/75-15.3	14	A8	TL	I-1A	264	10.4	760	29.9	40	25	550	80	1900	4190	9.00	TL	8.5	10.7
B3ANP709	B3GNP709	11.5/80-15.3	10	A8	TL	I-1A	290	11.4	845	33.3	40	25	340	49	1950	4300	9.00	TL	10.5	13.2
B3ANP710	B3GNP710	11.5/80-15.3	12	A8	TL	I-1A	290	11.4	845	33.3	40	25	410	59	2180	4800	9.00	TL	10.5	13.2
B3ANP711	B3GNP711	11.5/80-15.3	14	A8	TL	I-1A	290	11.4	845	33.3	40	25	475	69	2430	5360	9.00	TL	10.5	13.2
B3ANP739	TBA	11.5/80-15.3	16	A8	TL	I-1A	290	11.4	845	33.3	40	25	540	78	2575	5680	9.00	TL	10.5	13.2
B3ANP715	B3GNP715	12.5/80-15.3	14	A8	TL	I-1A	307	12.1	889	35	40	25	430	62	2650	5840	9.00	TL	10.0	12.6
B3ANP716	B3GNP716	12.5/80-15.3	16	A8	TL	I-1A	307	12.1	889	35	40	25	490	71	2900	6390	9.00	TL	10.0	12.6
B3ANP724	B3GNP724	6.00-16	6	A8	TL	I-1A	169	6.7	712	28	40	25	275	40	690	1520	4.00	TL	7.0	8.8
B3ANP725	B3GNP725	10.5/65-16	14	A8	TL	I-1A	274	10.8	755	29.7	40	25	530	77	1900	4190	9.00	TL	11.0	13.9
B3ANP727	B3GNP727	10.5/80-18	12	A8	TL	I-1A	274	10.8	885	34.8	40	25	430	62	2180	4800	9.00	TL	10.5	13.2
B3ANP717	B3GNP717	12.5/80-18	12	A8	TL	I-1A	308	12.1	965	38	40	25	370	54	2650	5840	9.00	TL	10.0	12.6
B3ANP718	B3GNP718	12.5/80-18	14	A8	TL	I-1A	308	12.1	965	38	40	25	425	62	2900	6390	9.00	TL	10.0	12.6
B3ANP719	B3GNP719	12.5/80-18	16	A8	TL	I-1A	308	12.1	965	38	40	25	490	71	3150	6940	9.00	TL	10.0	12.6
B3ANP728	B3GNP728	13.0/65-18	16	A8	TL	I-1A	336	13.2	890	35	40	25	490	71	2800	6170	11.00	TL	12.0	15.1
B3GNP736	B3ANP736	15.0/70-18	16	A8	TL	I-1A	391	15.4	990	39	40	25	425	62	3450	7600	13.00	TL	11.0	13.9



ADVANCE

2017 Advance Agricultural Tires Data Book
Effective December 2016

I-1B

IMPLEMENT DIAGONAL

- Pattern with rolling rib profile without any lateral tread elements
- Suitable for meadowland use or soil cultivation
- Low-section implement tires with high load capacity and minimum soil compaction
- A strong nylon construction for best performances and durability



CAT. No.	No.	Tyre Size	Ply Rating	Speed Symbol	Tyre Type	Pattern	Section Width		Overall Diameter		Max. Speed		Infl. Pressure		Max. Load		Design Rim Width	Tyre Valve	Tread Depth	
							mm	ins	mm	ins	km/h	mph	kPa	psi	kg	lbs			mm	32nds
B3ANP701	B3GNP701	400/60-15.5	10	A8	TL	I-1B	404	15.9	874	34.4	40	25	280	41	2430	5350	13.00	TL	12.5	15.7
B3ANP702	B3GNP702	400/60-15.5	14	A8	TL	I-1B	404	15.9	874	34.4	40	25	360	52	2900	6390	13.00	TL	12.5	15.7



ADVANCE

2017 Advance Agricultural Tires Data Book

Effective December 2016

I-1C

IMPLEMENT DIAGONAL

- Modern universal tread pattern suitable for a wide range of agricultural uses
- For modern farming designed for on and off-the-road implement applications
- Low-section implement tires with high load capacity and minimum soil compaction
- A strong nylon construction for best performances and durability



CAT. No.	No.	Tyre Size	Ply Rating	Speed Symbol	Tyre Type	Pattern	Section Width		Overall Diameter		Max. Speed		Infl. Pressure		Max. Load		Design Rim Width	Tyre Valve	Tread Depth	
							mm	ins	mm	ins	km/h	mph	kPa	psi	kg	lbs			mm	32nds
B3GNP731	B3ANP731	15.0/55-17	10	A8	TL	I-1C	391	15.4	850	33.5	40	25	260	38	2120	4670	13.00	TL	11	13.9
B3GNP733	B3ANP733	15.0/55-17	14	A8	TL	I-1C	391	15.4	850	33.5	40	25	370	54	2575	5670	13.00	TL	11	13.9



ADVANCE

2017 Advance Agricultural Tires Data Book

Effective December 2016

I-1E

IMPLEMENT DIAGONAL

- Designed for top performance on free-rolling wheels on wagons and trailers
- Cut-resistant sidewall reduces downtime
- Shock-fortified nylon-cord body resists impacts
- Specially fortified tread compound resists stubble punctures and tire erosion
- Completely optimized structure and tread designing makes tire better cost performance ratio



CAT. No.	No.	Tyre Size	Ply Rating	Speed Symbol	Tyre Type	Pattern	Section Width		Overall Diameter		Max. Speed		Infl. Pressure		Max. Load		Design Rim Width	Tyre Valve	Tread Depth	
							mm	ins	mm	ins	km/h	mph	kPa	psi	kg	lbs			mm	32nds
TBA	A3GNP826	9.5L-15	8	B	TT	I-1E	248	9.8	731	28.8	50	30	300	44	1120	2470	7.00	15TR型	6.0	7.6
A3GNP828	A3ANP861	9.5L-15	8	B	TL	I-1E	248	9.8	731	28.8	50	30	300	44	1120	2470	7.00	TL	6.0	7.6
TBA	A3GNP825	11L-15	8	B	TT	I-1E	276	10.9	748	29.4	50	30	250	36	1150	2540	8.00	15TR型	6.0	7.6
A3GNP827	A3ANP866	11L-15	8	B	TL	I-1E	276	10.9	748	29.4	50	30	250	36	1150	2540	8.00	TL	6.0	7.6



ADVANCE

2017 Advance Agricultural Tires Data Book
Effective December 2016

I-3

IMPLEMENT DIAGONAL

- Excellent traction tread, suitable for industrial and agricultural application
- Good self-clean ability makes tire suitable for all kind of off-the-road services
- A strong nylon carcass ensures full power transmission as well as good resistance to mechanical failures



CAT. No.	No.	Tyre Size	Ply Rating	Speed Symbol	Tyre Type	Pattern	Section Width		Overall Diameter		Max. Speed		Infl. Pressure		Max. Load		Design Rim Width	Tyre Valve	Tread Depth	
							mm	ins	mm	ins	km/h	mph	kPa	psi	kg	lbs			mm	32nds
TBA	A1ANP019	10.5/80-18	10	A6	TT	I-3	274	10.8	907	35.7	30	20	370	54	*1950/**1360	*4300/**3000	W9	TL	20.0	25.2
A3GNP032	A1ANP002	10.5/80-18	12	A6	TT	I-3	274	10.8	907	35.7	30	20	430	62	*2200/**1550	*4850/**3420	W9	TL	20.0	25.2
TBA	A1ANP018	12.5/80-18	10	A6	TL	I-3	308	12.1	987	38.9	30	20	310	45	*2430/**1700	*5350/**3740	W9	TL	20.0	25.2
A3GNN088	A1ANP013	12.5/80-18	12	A6	TL	I-3	308	12.1	987	38.9	30	20	370	54	*2650/**1850	*5840/**4080	W9	TL	20.0	25.2
TBA	A1ANP024	12.5/80-18	14	A6	TL	I-3	308	12.1	987	38.9	30	20	430	62	*3000/**2120	*6610/**4680	W9	TL	20.0	25.2

* Free Wheel ** Drive Wheel



ADVANCE

2017 Advance Agricultural Tires Data Book
Effective December 2016

I-3A

IMPLEMENT DIAGONAL

- Excellent traction tread, suitable for industrial and agricultural application
- Good self-clean ability makes tire suitable for all kind of off-the-road services
- A strong nylon carcass ensures full power transmission as well as good resistance to mechanical failures



CAT. No.	No.	Tyre Size	Ply Rating	Speed Symbol	Tyre Type	Pattern	Section Width		Overall Diameter		Max. Speed		Infl. Pressure		Max. Load		Design Rim Width	Tyre Valve	Tread Depth	
							mm	ins	mm	ins	km/h	mph	kPa	psi	kg	lbs			mm	32nds
TBA	11ANP040	12.5-20	12	A6	TT	I-3A	343	13.5	1085	42.7	30	20	280	40	2000	4410	W11	CG01C	33	41.6
A3GNN008	A1ANN003	15.5/80-24	12	A6	TT	I-3A	395	15.6	1262	49.7	30	20	300	44	*4125/**2900	*9090/**6390	W13	TT	35.0	44.1
TBA	A1ANN024	15.5/80-24	10	A6	TL	I-3A	395	15.6	1262	49.7	30	20	250	36	*3750/**2650	*8260/**5840	W13	TL	35.0	44.1
TBA	11ANN053	15.5/80-24	12	A6	TL	I-3A	395	15.6	1262	49.7	30	20	300	44	*4125/**2900	*9090/**6390	W13	TL	35.0	44.1
A3GNN087	A1ANN025	15.5/80-24	16	A6	TL	I-3A	395	15.6	1262	49.7	30	20	400	58	*4750/**3350	*10500/**7385	W13	TL	35.0	44.1

* Free Wheel ** Drive Wheel



ADVANCE

2017 Advance Agricultural Tires Data Book

Effective December 2016

I-3C

IMPLEMENT DIAGONAL

- Unique tread compound designed resists punctures
- Flotation pattern with reduced soil compaction due to low inflation pressure, and good self-clean property
- Extra deep pattern designed makes tire great traction
- Unique bead designed ensure tubeless tire resistance to air loss.
- Resistant-wear tread compound makes tire longer life



CAT. No.	No.	Tyre Size	Ply Rating	Load Index	Speed Symbol	Tyre Type	Pattern	Section Width		Overall Diameter		Max. Speed		Infl. Pressure		Max. Load		Design Rim Width	Tyre Valve	Tread Depth	
								mm	ins	mm	ins	km/h	mph	kPa	psi	kg	lbs			mm	32nds
TBA	A1ANP072	400/60-15.5	14	*149/**132	A8	TL	I-3C	404	15.9	874	34.4	40	25	360	52	*3250/**2000	*7165/**4410	AG13.00	TL	20.0	25.2
TBA	A1ANP073	400/60-15.5	16	*145/**136	A8	TL	I-3C	404	15.9	874	34.4	40	25	400	58	*2900/**2240	*6395/**4940	AG13.00	TL	20.0	25.2
A3GNN125	A1ANN195	500/60-22.5	16	*170/**158	A8	TL	I-3C	503	19.8	1173	46.2	40	25	500	71	*6000/**4250	*13200/**9350	16.00DC	TL	26.0	32.8
A3GNN090	A1ANN134	550/60-22.5	16	*166/**154	A8	TL	I-3C	537	21.1	1254	49.4	40	25	300	44	*5300/**3750	*11700/**8250	16.00DC	TL	25.0	31.5
A3GNN106	A1ANN132	600/55-22.5	16	*168/**156	A8	TL	I-3C	611	24.1	1232	48.5	40	25	280	41	*5600/**4000	*12300/**8810	20.00DC	TL	26.0	32.8
A3GNN118	A1ANN190	600/50-22.5	16	*168/**156	A8	TL	I-3C	611	24.1	1172	46.1	40	25	320	46	*5600/**4000	*12300/**8810	AG20.00	TL	26.0	32.8
A3GNN122	A1ANN191	600/55-26.5	16	*166/**154	A8	TL	I-3C	611	24.1	1333	52.5	40	25	240	35	*5300/**3750	*11700/**8250	AG20.00	TL	26.0	32.8
A3GNN101	A1ANN142	700/50-22.5	12	*168/**156	A8	TL	I-3C	700	27.6	1270	50.0	40	25	220	32	*5600/**4000	*12300/**8810	24.00DC	TL	27.0	34.0
A3GNN102	A1ANN143	700/50-22.5	16	*174/**162	A8	TL	I-3C	700	27.6	1270	50.0	40	25	280	41	*6700/**4750	*147600/**10460	24.00DC	TL	27.0	34.0
A3GNN126	A1ANN196	700/50-26.5	16	*169/**157	A8	TL	I-3C	710	28.0	1333	52.5	40	25	240	35	*5800/**4125	*12800/**9100	AG24.00	TL	26.0	32.8

* Free Wheel ** Drive Wheel



ADVANCE

2017 Advance Agricultural Tires Data Book

Effective December 2016

I-3D

IMPLEMENT DIAGONAL

- Low-profile tread pattern with great traction, recommended for meadowland use
- High load capacity with reduced inflation and rolling resistance
- The large footprint minimizes damage to field and crops
- High flotation tires improve mobility of utility vehicles and agricultural implements and can replace dual



CAT. No.	No.	Tyre Size	Ply Rating	Speed Symbol	Tyre Type	Pattern	Section Width		Overall Diameter		Max. Speed		Infl. Pressure		Max. Load		Design Rim Width	Tyre Valve	Tread Depth	
							mm	ins	mm	ins	km/h	mph	kPa	psi	kg	lbs			mm	32nds
TBA	A1ANP043	31X15.50-15	8	B	TL	I-3D	391	15.4	792	31.2	50	30	310	45	1250	2760	13.00	TL	21.0	26.5
A3GNP025	A1ANP025	31X15.50-15	12	B	TL	I-3D	391	15.4	792	31.2	50	30	520	75	1600	3520	13.00	TL	21.0	26.5
A3GNP045	A1ANP067	16.5L-16.1	10	B	TL	I-3D	419	16.5	1046	41.2	50	30	250	36	2360	5200	14.00	TL	23	29.0
A3GCC805	A3ACC823	26x12.00-12	10	A2	TL	I-3D	307	12.1	648	25.5	10	5	450	65	1630	3595	10.50	TL	18.0	22.7



ADVANCE

2017 Advance Agricultural Tires Data Book
Effective December 2016

I-3E

IMPLEMENT DIAGONAL

- Low-profile tread pattern with great traction
- High load capacity with reduced inflation and rolling resistance
- Flotation pattern with reduced soil compaction due to low inflation
- Great braking performance and lateral stability



CAT. No.	No.	Tyre Size	Ply Rating	Speed Symbol	Tyre Type	Pattern	Section Width		Overall Diameter		Max. Speed		Infl. Pressure		Max. Load		Design Rim Width	Tyre Valve	Tread Depth	
							mm	ins	mm	ins	km/h	mph	kPa	psi	kg	lbs			mm	32nds
A3GNP031	11ANP036	16/70-20	14	A6	TL	I-3E	418	16.5	1097	43.2	30	20	350	51	2650	5840	14.00	TL	33.0	41.6
B3ANP737	B3GNP738	400/60-15.5	14	A8	TL	I-3E	404	15.9	874	34.4	40	25	360	52	2900	6390	13.00	TL	17.0	21.4



ADVANCE

2017 Advance Agricultural Tires Data Book

Effective December 2016

I-3F

IMPLEMENT DIAGONAL

- Universal traction designed for different agricultural applications
- Engineered for on and off-the road services in any weather
- Provides excellent traction to drive wheels



CAT. No.	No.	Tyre Size	Ply Rating	Speed Symbol	Tyre Type	Pattern	Section Width		Overall Diameter		Max. Speed		Infl. Pressure		Max. Load		Design Rim Width	Tyre Valve	Tread Depth	
							mm	ins	mm	ins	km/h	mph	kPa	psi	kg	lbs			mm	32nds
B3ANP706	B3GNP706	10.0/75-15.3	10	A8	TL	I-3F	264	10.4	780	30.7	40	25	390	57	1550	3410	9.00	TL	21.5	27.1
B3ANP707	B3GNP707	10.0/75-15.3	12	A8	TL	I-3F	264	10.4	780	30.7	40	25	470	68	1700	3750	9.00	TL	21.5	27.1
B3ANP708	B3GNP708	10.0/75-15.3	14	A8	TL	I-3F	264	10.4	780	30.7	40	25	550	80	1900	4190	9.00	TL	21.5	27.1
B3ANP712	B3GNP712	11.5/80-15.3	10	A8	TL	I-3F	290	11.4	867	34.1	40	25	340	49	1360	3000	9.00	TL	15.0	18.9
B3ANP714	B3GNP714	11.5/80-15.3	14	A8	TL	I-3F	290	11.4	867	34.1	40	25	475	69	1700	3750	9.00	TL	15.0	18.9



ADVANCE

2017 Advance Agricultural Tires Data Book

Effective December 2016

HF-1

IMPLEMENT DIAGONAL

- Multi-rib-low-section design provides high flotation
- Suitable for on and off-the-road implement applications
- Low rolling resistance, good side-slip resistance



CAT. No.	No.	Tyre Size	Ply Rating	Speed Symbol	Tyre Type	Pattern	Section Width		Overall Diameter		Max. Speed		Infl. Pressure		Max. Load		Design Rim Width	Tyre Valve	Tread Depth	
							mm	ins	mm	ins	km/h	mph	kPa	psi	kg	lbs			mm	32nds
TBA	A3INP033	31X13.50-15	8	B	TL	HF-1	351	13.8	782	30.8	50	30	310	45	1180	2600	10.00	TL	10.0	12.6
A3GNP024	A1ANP041	31X13.50-15	10	B	TL	HF-1	351	13.8	782	30.8	50	30	410	60	1400	3080	10.00	TL	10.0	12.6



ADVANCE

2017 Advance Agricultural Tires Data Book
Effective December 2016

HF-1A

IMPLEMENT DIAGONAL

- Low-section implement tires with high load capacity and minimum soil compaction
- Multi-rib-low-section design provides high flotation
- Suitable for on and off-the-road implement applications



CAT. No.	No.	Tyre Size	Ply Rating	Speed Symbol	Tyre Type	Pattern	Section Width		Overall Diameter		Max. Speed		Infl. Pressure		Max. Load		Design Rim Width	Tyre Valve	Tread Depth	
							mm	ins	mm	ins	km/h	mph	kPa	psi	kg	lbs			mm	32nds
A3GNP864	11ANP825	10.5/65-16	14	A6	TT	HF-1A	274	10.8	755	29.7	30	20	530	77	*1320/**1900	*2910/**4180	9.0	TT	8.0	10.1
TBA	B3ANP725	10.5/65-16	14	A6	TL	HF-1A	274	10.8	755	29.7	30	20	530	77	*1320/**1900	*2910/**4180	9.0	TL	8.0	10.1
13GNP005	11ANP030	13.0/65-18	16	A6	TT	HF-1A	336	13.2	890	35.0	30	20	490	71	*1950/**2800	*4300/**6170	10.0	TT	10.0	12.6

* Drive Wheel ** Free Wheel



ADVANCE

2017 Advance Agricultural Tires Data Book

Effective December 2016

HF-2

FORESTRY HIGH FLOTATION DIAGONAL

- 23° tread bars provide traction and mobility
- Wide center rib delivers even wear on hard surfaces
- Large air volume allows low inflation pressures for improved flotation
- Wide tread distributes weight across a large contact area for minimal compaction



CAT. No.	No.	Tyre Size	Ply Rating	Load Index	Speed Symbol	Tyre Type	Pattern	Section Width		Overall Diameter		Max. Speed		Infl. Pressure		Max. Load		Design Rim Width	Tyre Valve	Tread Depth	
								mm	ins	mm	ins	km/h	mph	kPa	psi	kg	lbs			mm	32nds
A3GNA029	A1ANA029	710/50R26.5		170	D	TL	HF-2	727	28.6	1383	54.4	65	40	400	58	6000	13200	24.00	TL	Please contact manufacturer	
A3GNN137	A1ANN202	66x43.00-25	20		B	TL	HF-2	1054	41.5	1702	67.0	65	40	340	50	6700	14800	36.00	TL	Please contact manufacturer	



ADVANCE

2017 Advance Agricultural Tires Data Book
Effective December 2016

HF-3

FORESTRY HIGH FLOTATION DIAGONAL

- Modern appearance design
- Excellent traction and good flotation
- Unique tread compound with puncture-resistant



CAT. No.	No.	Tyre Size	Ply Rating	Speed Symbol	Tyre Type	Pattern	Section Width		Overall Diameter		Max. Speed		Infl. Pressure		Max. Load		Design Rim Width	Tyre Valve	Tread Depth	
							mm	ins	mm	ins	km/h	mph	kPa	psi	kg	lbs			mm	32nds
TBA	11ANP042	38X18-20	12	B	TL	HF-3	457	18.0	991	39.0	50	30	450	65	3500	7710	14.00	TL	25	31.5
A3GNP048	11ANP043	35X19-16.1	12	B	TL	HF-3	470	18.5	907	35.7	50	30	450	65	3175	7000	16.00	TL	23	29.0



ADVANCE

2017 Advance Agricultural Tires Data Book

Effective December 2016

HF-4

FORESTRY HIGH FLOTATION DIAGONAL

- 23°extra deep tread bars for extra traction and wear
- A strong nylon carcass,steel belts guard against punctures
- Special tread compound resist snags, cuts and tears



CAT. No.	No.	Tyre Size	Ply Rating	Speed Symbol	Tyre Type	Pattern	Section Width		Overall Diameter		Max. Speed		Infl. Pressure		Max. Load		Design Rim Width	Tyre Valve	Tread Depth	
							mm	ins	mm	ins	km/h	mph	kPa	psi	kg	lbs			mm	32nds
TBA	A1AGL044	67X34.00-26	14	B	TL	HF-4	864	34.0	1765	69.5	50	30	280	40	6000	13200	DW30A		89	112.0



ADVANCE

2017 Advance Agricultural Tires Data Book

Effective December 2016

F-2

TRACTOR FRONT DIAGONAL

- 3-ribs tread profile without any lateral tread elements and side lugs for general farming purposes
- The raised center rib insures easy steering
- Engineered for quiet rolling and long lasting performance in both on and off-the-road service
- Strong nylon construction and unique compounds give a top quality tire



CAT. No.	No.	Tyre Size	Ply Rating	Speed Symbol	Tyre Type	Pattern	Section Width		Overall Diameter		Max. Speed		Infl. Pressure		Max. Load		Design Rim Width	Tyre Valve	Tread Depth	
							mm	ins	mm	ins	km/h	mph	kPa	psi	kg	lbs			mm	32nds
TBA	A3GNP801	4.00-12	4	A8	TT	F-2	112	4.4	539	21.2	40	25	360	52	225	495	3.00	Z1-02-1、 Z1-02-2	12.0	15.1
A3GNP803	A3ANP838	5.00-12	4	A8	TT	F-2	130	5.1	570	22.4	40	25	360	52	275	605	3.00	Z1-02-1、 Z1-02-2	12.0	15.1
TBA	11ANP816	4.00-14	6	A6	TT	F-2	110	4.3	590	23.2	30	20	420	61	370	815	3.00	Z1-02-1、 Z1-02-2	15.0	18.9
TBA	A3GNP804	5.00-15	4	A8	TT	F-2	130	5.1	664	26.1	40	25	300	44	325	715	3.00	Z1-02-1、 Z1-02-2	13.0	16.4
TBA	11ANP814	5.00-15	6	A8	TT	F-2	130	5.1	664	26.1	40	25	410	60	400	880	3.00	Z1-02-1、 Z1-02-2	13.0	16.4
TBA	A3GNP808	7.5L-15	6	A8	TT	F-2	208	8.2	746	29.4	40	25	300	44	650	1430	6.00	15TR	15.0	18.9
A3GNP015	A1ANP055	9.5L-15	8	A8	TT	F-2	241	9.5	782	30.8	40	25	330	48	850	1870	7.00	15TR	24.0	30.2
TBA	A3GNP824	11L-15	8	A8	TT	F-2	279	11.0	813	32	40	25	300	44	950	2090	8.00	15TR	27.5	34.6
TBA	11ANP815	4.00-16	4	A6	TT	F-2	110	4.3	640	25.2	30	20	340	49	300	660	3.00	Z1-02-1、 Z1-02-2	12.0	15.1
TBA	11ANP810	6.00-16	6	A6	TT	F-2	159	6.3	739	29.1	30	20	340	49	560	1230	4.00	Z1-02-1、 Z1-02-2	13.0	16.4
TBA	11ANP013	7.50-16	8	A6	TT	F-2	203	8.0	808	31.8	30	20	370	54	870	1920	5.50	Z1-02-1、 Z1-02-2	21.0	26.5
TBA	13GNP001	7.50-16	10	A6	TT	F-2	203	8.0	808	31.8	30	20	475	69	1030	2270	5.50	Z1-02-1、 Z1-02-2	21.0	26.5
TBA	A3GNP805	5.50-16	4	A8	TT	F-2	150	5.9	713	28.1	40	25	280	40	390	860	4.00	Z1-02-1、 Z1-02-2	11.0	13.9
TBA	A3GNP806	6.00-16	6	A8	TT	F-2	159	6.3	739	29.1	40	25	360	52	515	1140	4.00	Z1-02-1、 Z1-02-2	15.0	18.9
TBA	A3ANP832	6.00-16	8	A8	TT	F-2	159	6.3	739	29.1	40	25	470	68	615	1360	4.00	Z1-02-1、 Z1-02-2	15.0	18.9
A3GNP807	A3ANP840	6.50-16	6	A8	TT	F-2	173	6.8	761	30	40	25	330	48	560	1230	4.50	Z1-02-1、 Z1-02-2	14.5	18.3
TBA	A3GNP865	6.50-16	8	A6	TT	F-2	173	6.8	761	30	30	20	420	61	735	1620	4.50	Z1-02-1、 Z1-02-2	14.5	18.3
A3GNP809	A3ANP835	7.50-16	8	A8	TT	F-2	203	8.0	808	31.8	40	25	390	56	775	1710	5.50	Z1-02-1、 Z1-02-2	19.5	24.6
A3GNP831	A3ANP831	9.00-16	10	A8	TT	F-2	235	9.3	860	33.9	40	25	390	56	1120	2470	6.00	Z1-02-1、 Z1-02-2	22.0	27.7
A3GNP020	11ANP011	10.00-16	8	A8	TT	F-2	274	10.8	894	35.2	40	25	300	44	1060	2340	8.00	15TR	26.0	32.8
A3GNP021	11ANP038	11.00-16	8	A8	TT	F-2	315	12.4	967	38.1	40	25	280	40	1180	2600	10.00	15TR	24.0	30.2
A3GNP810	A3ANP841	7.50-18	6	A8	TT	F-2	203	8.0	859	33.8	40	25	300	44	730	1610	5.50	Z1-02-1、 Z1-02-2	21.0	26.5
TBA	A3GNP866	7.50-18	8	A8	TT	F-2	203	8.0	859	33.8	30	20	385	56	850	1870	5.50	Z1-02-1、 Z1-02-2	21.0	26.5
A3GNP802	A3ANP837	4.00-19	4	A8	TT	F-2	112	4.4	717	28.2	40	25	360	52	325	715	3.00	Z1-02-1、 Z1-02-2	12.0	15.1
TBA	11ANP001	6.50-20	6	A6	TT	F-2	180	7.1	860	33.9	30	20	310	45	725	1600	5.00	Z1-02-1、 Z1-02-2	18.0	22.7
A3GNP055	11ANP034	6.50-20	8	A6	TT	F-2	180	7.1	860	33.9	30	20	420	61	865	1905	5.00	Z1-02-1、 Z1-02-2	18.0	22.7
A3GNP029	11ANP018	7.50-20	8	A6	TT	F-2	203	8.0	909	35.8	30	20	370	54	1020	2250	5.50	Z1-02-1、 Z1-02-2	21.0	26.5



ADVANCE

2017 Advance Agricultural Tires Data Book

Effective December 2016

F-2A

TRACTOR FRONT DIAGONAL

- 4-ribs tread profile makes tire excellent flotation in field and in industrial applications
- Multipurpose steering wheel tire for heavy duty tractors.
- Strong nylon construction and unique compounds give long life



CAT. No.	No.	Tyre Size	Ply Rating	Speed Symbol	Tyre Type	Pattern	Section Width		Overall Diameter		Max. Speed		Infl. Pressure		Max. Load		Design Rim Width	Tyre Valve	Tread Depth	
							mm	ins	mm	ins	km/h	mph	kPa	psi	kg	lbs			mm	32nds
A3GNP003	A1ANP045	10.00-16	10	A8	TT	F-2A	274	10.8	894	35.2	40	25	360	52	1180	2600	8.00	15TR	21.0	26.5
A3GNP011	A1ANP051	10.00-16	10	A8	TL	F-2A	274	10.8	894	35.2	40	25	360	52	1180	2600	8.00	TL	21.0	26.5
A3GNP013	A1ANP053	11.00-16	10	A8	TT	F-2A	315	12.4	967	38.1	40	25	360	52	1400	3080	10.00	15TR	23.0	29.0
A3GNP014	A1ANP054	11.00-16	10	A8	TL	F-2A	315	12.4	967	38.1	40	25	360	52	1400	3080	10.00	TL	23.0	29.0
A3GNP004	A1ANP046	11.00-16	12	A8	TT	F-2A	315	12.4	967	38.1	40	25	410	60	1550	3420	10.00	15TR	23.0	29.0
A3GNP012	A1ANP052	11.00-16	12	A8	TL	F-2A	315	12.4	967	38.1	40	25	410	60	1550	3420	10.00	TL	23.0	29.0
A3GNP042	A1ANP066	14L-16.1	10	A8	TL	F-2A	356	14.0	986	38.8	40	25	300	44	1550	3420	11.00	TL	18	22.7
A3GNP041	A1ANP065	16.5L-16.1	8	A8	TL	F-2A	419	16.5	1072	42.2	40	25	220	32	1600	3520	14.00	TL	30	37.8



ADVANCE

2017 Advance Agricultural Tires Data Book

Effective December 2016

F-3

TRACTOR FRONT DIAGONAL

- Specially developed for agricultural tractors in industrial service
- Provides excellent traction on hard soil, asphalt and concrete
- Shock-fortified nylon-cord body resists impacts, cuts and punctures



CAT. No.	No.	Tyre Size	Ply Rating	Speed Symbol	Tyre Type	Pattern	Section Width		Overall Diameter		Max. Speed		Infl. Pressure		Max. Load		Design Rim Width	Tyre Valve	Tread Depth	
							mm	ins	mm	ins	km/h	mph	kPa	psi	kg	lbs			mm	32nds
A3GNP033	A1ANP061	11L-15	10	A8	TL	F-3	279	11.0	813	32.0	40	25	360	52	1060	2340	8.00	TL	12.7	16.0
A3GNP009	A1ANP049	11L-15	14	A8	TL	F-3	279	11.0	813	32.0	40	25	500	73	1295	2855	8.00	TL	12.7	16.0
A3GNP034	A1ANP062	11L-16	10	A8	TL	F-3	279	11.0	838	33.0	40	25	360	52	1120	2470	8.00	TL	12.7	16.0
A3GNP008	A1ANP048	11L-16	14	A8	TL	F-3	279	11.0	838	33.0	40	25	500	73	1385	3055	8.00	TL	12.7	16.0
TBA	A1ANP007	11L-15	8	A8	TL	F-3	279	11.0	813	32.0	40	25	300	44	950	2090	8.00	TL	12.7	16.0
TBA	A1ANP017	11L-15	10	A8	TL	F-3	279	11.0	813	32.0	40	25	360	52	1060	2340	8.00	TL	12.7	16.0
TBA	A1ANP005	11L-15	12	A8	TL	F-3	279	11.0	813	32.0	40	25	440	64	1190	2620	8.00	TL	12.7	16.0
TBA	A1ANP008	11L-16	10	A8	TL	F-3	279	11.0	838	33.0	40	25	360	52	1120	2470	8.00	TL	12.7	16.0
A3GNP053	A1ANP009	11L-16	12	A8	TL	F-3	279	11.0	838	33.0	40	25	440	64	1250	2760	8.00	TL	12.7	16.0
TBA	A1ANP010	11L-16	14	A8	TL	F-3	279	11.0	838	33.0	40	25	500	73	1385	3055	8.00	TL	12.7	16.0



Guideline on how to use tyres [Http://www.advancetyre.biz](http://www.advancetyre.biz)

1. Tyre and Rim

- (1) Check carefully before tyre mounting to see if the rim sizes are identical to those marked on sidewalls.
- (2) The tyre should be fitted as much as possible to standard rims or allowable rim range.
- (3) The tyre should not be fitted to deformed rims or non-conformity rims.

WARNING: Deformed rims or non-conformity rims will result in premature tyre toe failure or blow out to hurt People.

2. Inflated Pressure

- (1) Rules should be followed to inflate the tyre (Figure 1)
- (2) It is not appropriate to inflate the tyre over pressure and then release the air to standard pressure.
- (3) Check the tyre pressure regularly and replenish when the air pressure is not found Sufficient.

WARNING: Tyre under-pressure will cause decreased loading capacity, easy cord breaking and dangerous blow out, Tyre overpressure will cause cord strength loss and dangerous blow out.

3. Load

- (1) Select the tyre of corresponding ply rating and load based on the vehicles, standard loading capacity.
- (2) The tyre of low ply rating can not bear high load. The tyre load can not be increased by the increase of inflated pressure.
- (3) The load should be distributed evenly on the vehicle. (Figure 2)

WARNING: Overload will cause a serious injury to the tyre or the people. The vehicle with the load unevenly distributed will cause some of tyres serious overload, which is one of the factors causing accidents.

4. Speed

The tyre should match the vehicle in operating speed and operate in the range of specified speed for vehicle.

WARNING: Over speed will cause quicker tread wear, rapid heat build up, tyre strength deterioration, separations and even tyre blow out.

5. Tyre Mounting

- (1) Tyres of same specifications, ply ratings and tread patterns must be mounted on the same axle. The original tyre differs from the replaced tyre in height not more than 3%.
- (2) Dual tyre rim ventilating holes should be in alignment with each other. Tyre valves should be positioned at 180° to each other. Dual spacing should be more than 20mm under static load.
- (3) Tyre toe-in should be adjusted to a standard value.
- (4) When the old tube is used, its outer circumference should not be over 92% of the inner circumference of the tyre. It is recommended that the old tube with more than 2 repair patches should not remain in use.
- (5) The rim should be tightly and evenly bolted into position.
- (6) As to tyres of directional tread patterns, the direction marked on sidewalls should be identical to the direction of vehicle travel.

WARNING: Tyres of different specifications, ply ratings and tread patterns mounted on the same axle will deteriorate comprehensive tyre performances. Smaller dual spacing will cause easy heat build up due to the friction between two tyres and cause premature tyre failure. The tyre toe-in poorly adjusted will cause vehicle's poor directivity, tyre side slip, severe tread wear and increased fuel cost. Too big circumference of the old tube will cause the tube folded inside the tyre and tyre blow out.

6. Pre-ride of Tyres

When new tyres have been mounted, the pre-ride should be taken below 50km/h for 200km for normal tyres. Through the pre-ride new tyres will adapt to deformation, remove the stress caused during manufacturing, decrease heat build up and extend tyre performance life.

7. Others

- (1) Quick start up, urgent braking, sharp turning, striking by sharp obstacles, contacts with corrosives and oil contaminants, operation in high temperature, etc. will cause premature tyre failures.
- (2) Tyres should be well maintained and regularly shifted (Figure 3). The sharp obstacles punctured into tyres or the stones clogged in tread channels should be removed immediately.
- (3) When the tyre tread has worn out to the extent specified, stop using it.
- (4) If there is any problem regarding tyre quality, please do not hesitate to contact the tyre dealers or us to enable solving the problems immediately.



Figure 1




Figure 2

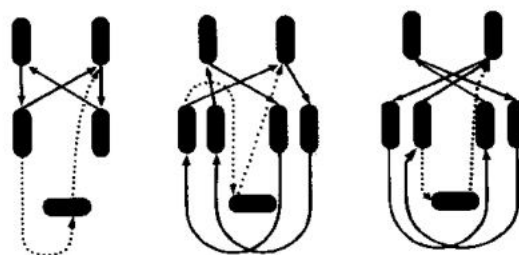


Figure 3